

RINGWOOD HIGHLAND GAMES>

Expenses involved in running the event include-

Public Liability Insurance	\$3,580
Vic. Pipe Bands contest	\$5,782
Highland Dancing Competition	\$1,908
Hire of stages and set-up	\$2,071
Hire of Toilet trailer	\$1,540
Public Address	\$1,900
Croydon Lions-assistance-	\$1,720
Advertising	\$1,855
Printing/postage/stationery	\$1,220
Telephone/Internet	\$1,594
Computer update	\$1,347
Farm animals	\$700
Announcer	\$500
Travelling costs	\$440
Hire of Pavilion	\$341

cont.

Catering	\$200
Rubbish removal	\$210
Miscellaneous	\$792

RECEIPTS.

Maroondah City Council	\$15,950
Victorian Multicultural commission	\$1,420
Stall fees	\$3,100
Sponsorship-Eastland&Centro Ringwood	\$400
Gate receipts	\$14,985

These show most of our income and expenditure, but don't include repair/repainting of signs, update of web-site, and a variety of small items. We depend on our Gate takings to clear our expenses, The weather plays a big part in the numbers that attend the event.

Aue MacLeod
25/08/08

SCOTTISH HIGHLAND GAMES 2008

POSTCODE ALLOCATION

NSW	2000	3000	3100	3200	3300	3400	3500	3600	3700	3800	3900	Q'LAND	SA	Other	TOTAL
												4000	5000		
	13	97	563	29	26	21	9	10	56	30	20	7	8	4	893
	1.46%	10.86%	63.05%	3.25%	2.91%	2.35%	1.01%	1.12%	6.27%	3.36%	2.24%	0.78%	0.90%	0.45%	% of Total

UBD	North	South	Local	Other East	West	Regional	Interstate
4	93	81	104	428	55	96	32
0.45%	10.41%	9.07%	11.65%	47.93%	6.16%	10.75%	3.58%

(Blackburn to Lilydale)

893 attendees surveyed by students from Swinburne University (Lilydale Campus) adults with Farmyard, Clans, & the majority of participants in the Pipe Band and Highland Dancing Competitions - or stall holders

* Attendance in 2008 increased considerably from 2007.

* For the first time in 5 years, the Games made a profit - this year of \$3500.

893

18026

2008

HIGHLAND GAMES

Where People Came Form


Dance	Band	Local Paper	Advertising	Signage	Family	Friends	Regular	Clan	Lions	Scouts	Radio	RACV	Internet	Live in Area
72	95	84	28	87	75	84	138	4	4	3	2	12	30	13
8.06%	10.64%	9.41%	3.14%	9.74%	8.40%	9.41%	15.45%	0.45%	0.45%	0.34%	0.22%	1.34%	5.24%	1.46%

8000 people there

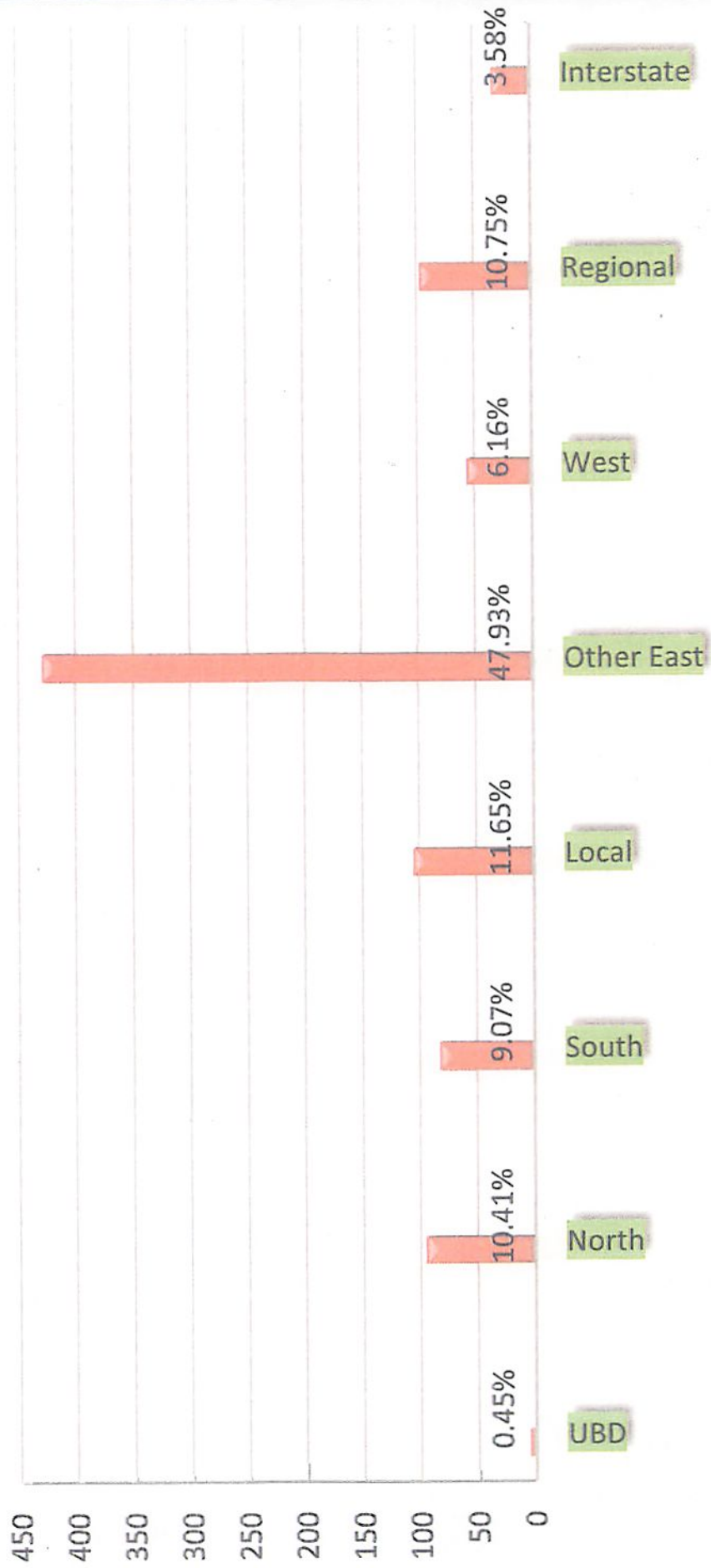
893 survey

2008 Ringwood Highland Games Inc

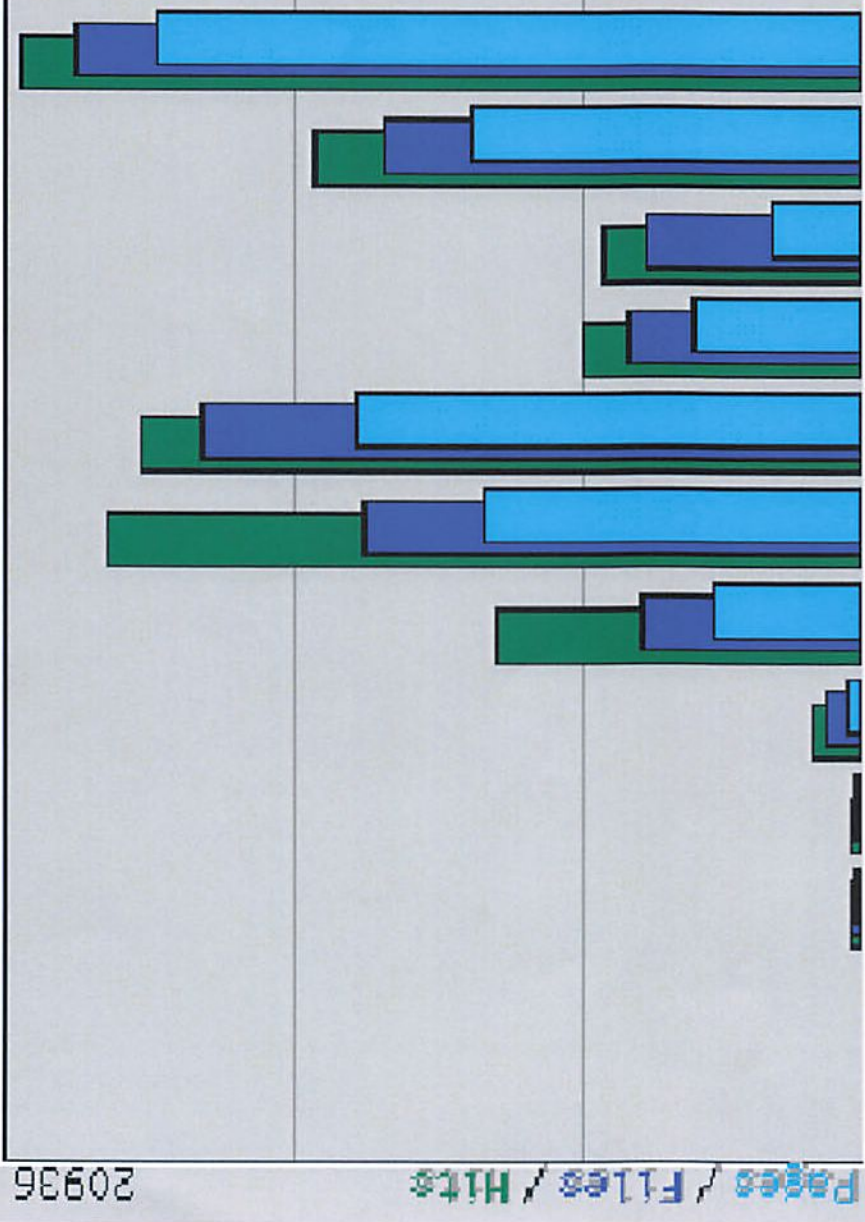
2008



Ringwood Highland Games Inc



Usage summary for valleyofthearts.com.au



20936

Pages / Files / Hits

Visits / Sites

1012

Sep Oct Nov Dec Jan Feb Mar Apr May Jun Jul Aug

KB: F / kB In / kB Out