


# NATURE NOTES



Vol. 22. No. 2.

April 1985



NATURE NOTES  
HAS MOVED

and HAS  
A NEW EDITOR.



Hi!

EDITORIAL



Nature Notes is now written from  
Healesville Sanctuary.

This month's edition will give you ideas on  
things to look for and do in your local park,  
reserve or bush environment. Encourage your  
family or teacher and class to go with you.

look  
think

at the centre pages to see if Wally the Wombat  
has made a sensible choice for his new 'home'.

about the important requirements for an animal  
in finding a suitable 'home'.

If you were shifting house what would you need  
to consider? List these areas in importance.

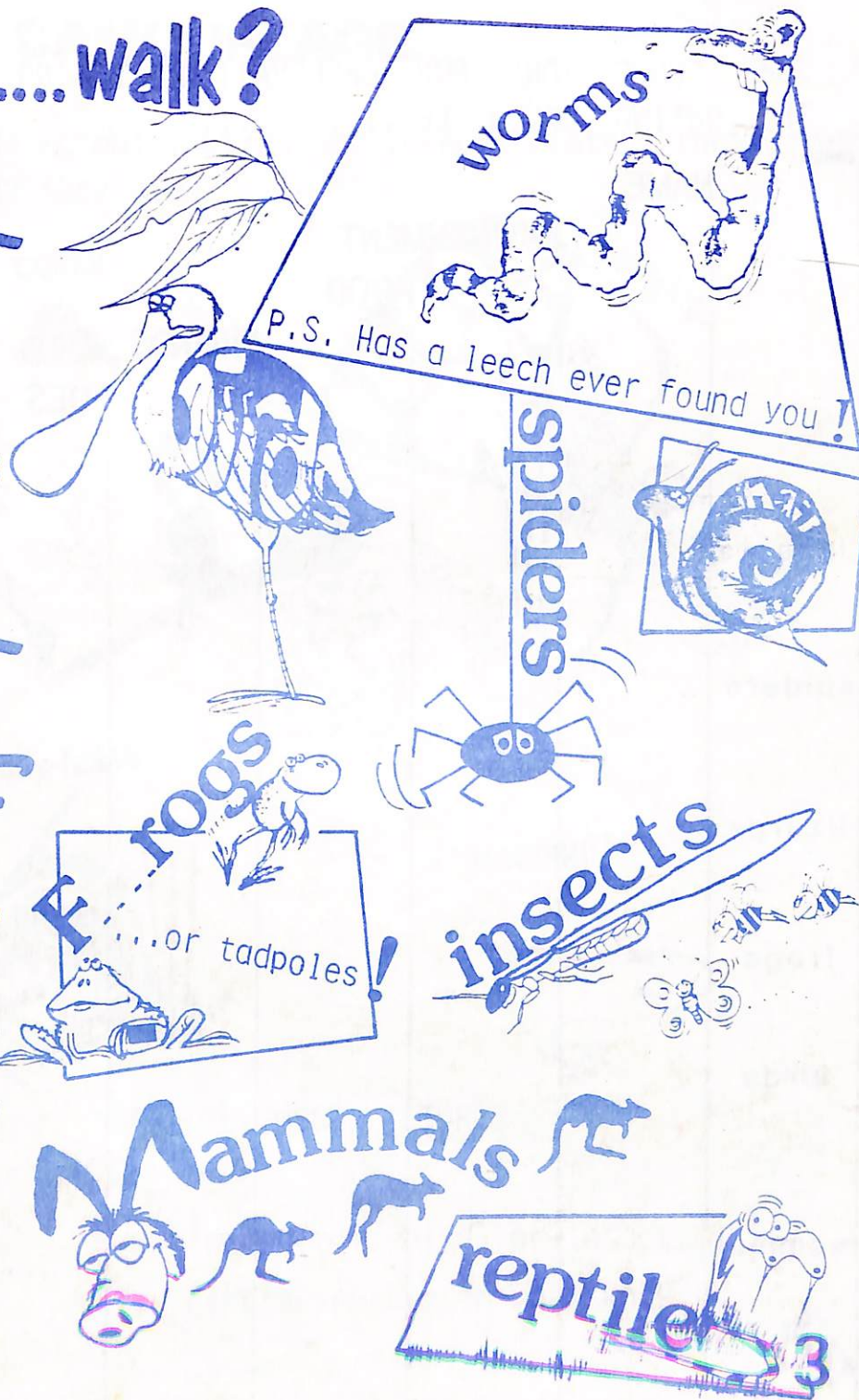
- |         |         |
|---------|---------|
| 1 _____ | 4 _____ |
| 2 _____ | 5 _____ |
| 3 _____ | 6 _____ |

We are thankful to the parents at  
Ringwood East Primary School who are still helping us.

Have a happy Easter everyone!





Janice Press  
Editor

Which animals might you find on your ....walk?





SOME SUGGESTIONS FOR OBSERVATIONS DURING  
THE OUTING COULD BE.....

NAME	ENVIRONMENT	FOOD	FRIENDS	FOES
insects				
spiders				
lizards				
frogs				
birds				
mammals				

## CAMOUFLAGE...

How do mammals, birds and insects protect themselves?  
How do they hide?


colour



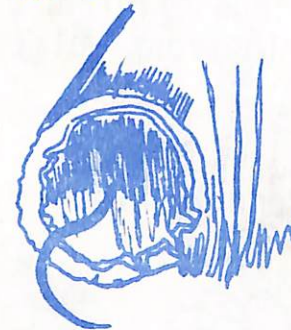
markings



shape



hidey-holes



freezing!!




COMPLETE THESE PICTURES


Name the animal, bird, or insect.  
List others you see on your walk.



# CHARACTERISTICS... finish these...



animal shapes



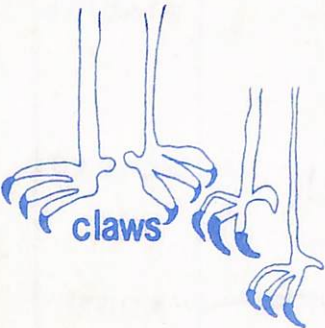
bird beaks



Copy these starting points onto larger paper.

Complete these drawings after or during your walk.

Don't forget to show the animals correct colourings and markings.



claws



bird shapes



animal coverings

Forest rangers, Animal keepers, National Park Rangers and Council Workers are very busy people. These people will not have a lot of time to talk to you so be prepared with your questions.

TAKE A **tape recorder...**

**FIND OUT!**

HERE ARE SOME QUESTIONS TO ASK .....  
CAN YOU THINK OF OTHERS ??????

- ▀ Who uses the park ?
- ▀ How do they use it ?
- ▀ How large is the park ?

**INTERVIEW A FOREST RANGER**

ASK HIM TO OUTLINE A TYPICAL DAY.

- ▀ Is the area used for anything other than peoples enjoyment e.g. Pine Plantations ?
- ▀ Do you have problems with fire, weather or vandalism ?
- ▀ Do you have problems with the animals ?
- ▀ Do schools use the area and are you available to help school children ?



Wally is busy moving to Healesville Sanctuary. He has to find a new home.

He arrives at the Sanctuary.



"Whew... this is hot work!"...

HEALESVILLE

# ...WALLY FINDS HIMSELF A NEW HOME

"This seat won't do... there's no protection from the weather."



"Buzz off, this is my home."

"Trees are out... I can't climb. Oh well, I'll try another place."



NO WOMBATS ALLOWED UP HERE

Wally is just about to give up, when he finds the perfect home. He digs a burrow in a quiet place and has a long sleep.

"Sorry mate... this log is booked for winter!"



8

"There's too many insects here - I think I'll move on."



"This place is no good - It's too wet!"



9





A **sanctuary** MEANS A SAFE PLACE.

## PLAN

a safe place in your school ground for birds....

What do you need

a feeding place....

plants and trees for nesting.....

? ? ?  
water ?



an enclosure

?

## MAKE

a feeding table in one corner... put different food scraps on it.



## OBSERVE

the animals which come and eat at the table.



Tape record the **sounds** you hear in the bush...  
Take a couple of tapes...

Begin with the teacher telling the children to....

**board the bus...**



...extracts from the journey...

the singing... the chatter...  
... the bus driver...



...at the park...  
**record the sounds of...**


PEOPLE'S COMMENTS:

ANIMALS SCURRYING

BIRD-CALLS

EXCITED CHATTER

FEEDING TIME



edit

the tape with the teacher's help  
before presenting it to the class





# Care

OF THE ANIMALS IN THE BUSH AND PARKS.

## IMAGINE

... that your home has been destroyed.....  
and is likely to be destroyed again and again....  
How would you feel to be all alone in the world ?  
How could you show that you are alone ???

### ACTIVITY...

Take this little ●

## SHOW

how it would look if it were all  
alone in the world.  
What happened to its family ?  
How could you make it safe again ?

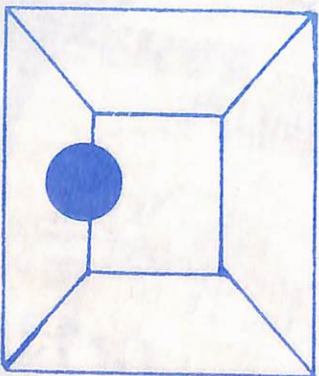
## SHOW

where it would live.....

and the characters it would  
live with.....

Put them into a **safe**  
environment.

12



↓  
**CONSIDER...** what they would need.....  
shelter care  
food medicine friends water

## CREATE

an environment

for your ● with modelling  
materials, such as.....clay, cotton wool,  
boxes, match sticks.....

Make your ● family group have different  
characteristics... just like mothers, fathers,  
children, cousins and friends have differences.



Nature Notes acknowledges with  
appreciation Piri Turcsanyi  
- Arts Branch Special Services  
for the unit "A Bird In The Bush."


13



# draw

a picture of all the creatures you may see underground.

USE THESE STARTING POINTS...



Now, a tractor is coming to plough the field...

SHOW WHAT HAPPENS...

WHEN THE PLOUGHING STARTS..




14

Use action lines to show the earth being over-turned.

## Wonders of wildlife

By HADDON and TRENGOVE

### THE NOISY SCRUB BIRD



What sort of pressure could have been used ???

What would you have done to alleviate the situation ???

How would you have gone about it ???

15

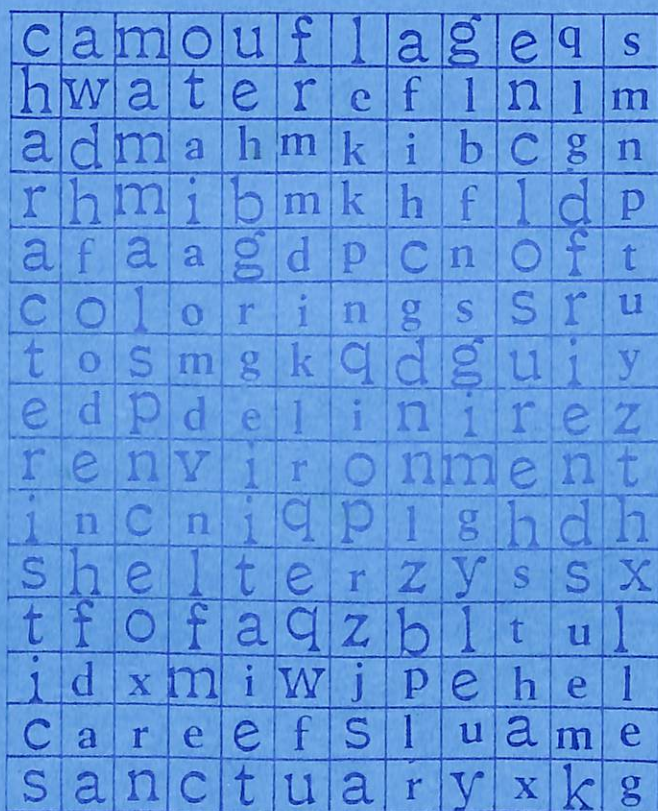


# word search

All words listed below appear in the puzzle horizontally, vertically and diagonally.

Find and circle all the words.

sanctuary mammals shelter markings enclosure  
beak characteristics claws environment water  
friends care food home camouflage colorings



Healesville Sanctuary Education Service

P.O. Box 248 Healesville 3777.PH. 059 62 3422

Registered by Australia Post.  
Publication No. VB0881

Nature Notes is a Maroondah Region Publication.  
Collated and Packaged at Ringwood East Primary School