



November Edition

Vol. 22 No. 9

NATURE NOTES



Registered by Australia Post Publication No. VBH 0881



This edition of Nature Notes marks a change in visual presentation. The design illustrations and finished art for printing have been done by Graphic Communication students of Croydon High School, Victoria. The experience they have gained by this work will be of benefit to future study or vocation.

How to Attract Native Birds to Your Garden

Suggestions for feeding birds

Bird Pudding

A mixture of scraps including bread, bird seed, apple cores, breakfast cereal etc. held together with melted dripping set in a container. Use a long string with button attached, like a wick down the centre.

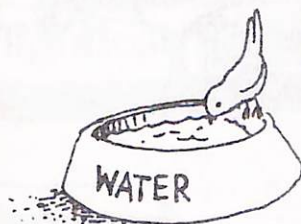

HANG OUT OF REACH OF CATS.

Bird feeder recipes

Nectar Liquid — Dissolve 450g brown sugar in 568 ml of water.

When putting out small quantities, break it down with one part of heavy syrup to two parts of water. Refrigerate balance. 2 to 3 drops of infant vitamin concentrate may be added. This mixture may ferment in summer; small quantities put out every 2 or 3 days will overcome this problem. Containers should be thoroughly cleaned when replenishing mixture.

Solid Food Mix — Mix equal parts of dripping, sugar, rolled oats and brose meal or dried ground peas.



Suet

Birds will enjoy suet hung up in an onion bag.

Water


All birds enjoy fresh drinking water, and a small pool or shallow dish to bathe in throughout the year.

Seed


Parrot seed sometimes attracts native parrots if you are lucky enough to have them in your area.

Meat

Scraps of meat (and cheese) are welcomed by Magpies, Kookaburras and Butcher-birds if they live close to your home.



Bird Riddles



Write the answer to the problem in the top box. Find the matching letter in the code.
Write this letter in the box below your answer. This will then give you the bird's name.


CODE :

3	7	10	16	22	24	35	42	49	60	75	77
I	M	C	A	P	R	E	N	O	U	L	T

RIDDLE ONE

I climb well and people often keep me as a pet.

11	32	6	48	7	11
x2	+2	x4	+2	x7	x7



RIDDLE TWO

I swim well and I eat fish.

66	7	25	52	100	72	24
+3	x5	x3	-49	+10	-56	+18



Thankyou to the
Melbourne Zoo
Education Service
for these riddles!

Bird Match

Match the category to each description and list examples for each of these birds below.

Fishing Birds

Birds with short, hooked bills and feet with two toes forward and two backwards.

Parrots

Birds with long legs for wading in shallow water. Feet not webbed.

Swimmers

Birds with webbed feet who usually fish by diving under water.

PELICAN , DARTER , PENGUIN

Hunters

Birds with webbed feet and rounded bills who spend their time flying or swimming over water.

Flightless Birds

Birds of prey with hooked beaks and taloned feet.

Perchers



Birds which are unable to fly.

Waders

Birds with feet especially adapted for perching, with three curved toes pointing forward and one backwards.

Bird Maze

This bird lives in the city amongst the tall buildings.
Can you help the bird find her nest?



Where do you think the nest could be?


Do birds only live in trees? _____

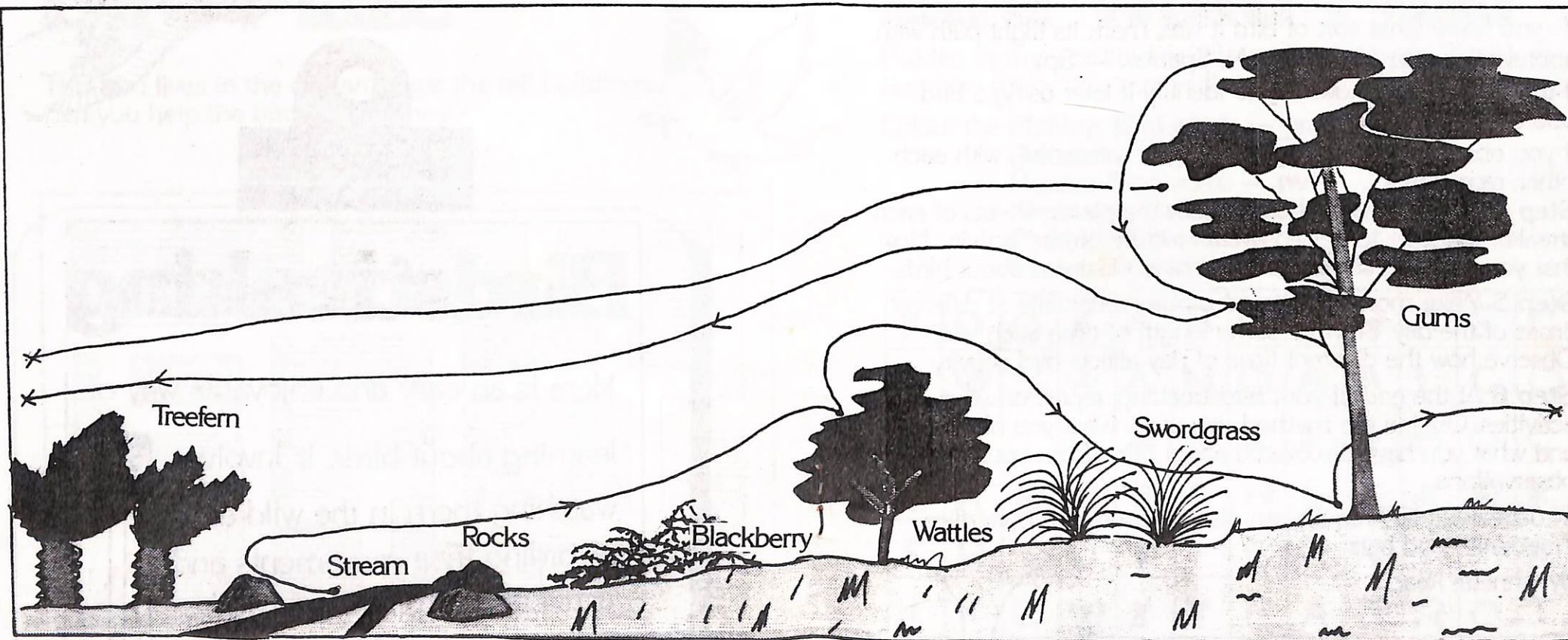
List other places where nests may be found. _____



Birdstreaking

Here is an easy and enjoyable way of learning about birds. It involves watching them in the wild and recording their movements and activities. Birdstreaking can be done alone or in groups of two or three.





Birdstreaking

Step 1 Choose a place where birds live. Even in cities there are drains and vacant lots where birds are active. Make an outline of the main shapes (hills, trees, water) in your observation area. Leave lots of room for the sky. Don't draw in outlines for the 100 m. directly in front of where you will sit. Sit in the same place each time.

Step 2 Make copies of your outline. Each streaker will need a copy and you will need at least 5 extra copies. Each streaker should attach their outline copy to something solid (i.e. clipboard). Sticky tape a sheet of plastic over the outline. With a watch and felt pens, you are ready to Birdstreak!

Places Where Birds Live

Draw a side view of a bush hillside for your wall. Make it as long as you like.

Place a different colour pin for each bird exactly where you saw it. From: Swamps and Streams.

"A Guild League Publication".

Step 3 Proceed quietly to your observation area. Once there you must not speak or make any noise that will frighten the birds. Record the date and the time you begin birdstreaking. Make each session about 15-20 minutes. As you see a bird moving in the observation area, mark its movements on the plastic sheet. Mark its starting point with an ● its direction of flight with an → and where it disappeared with an X.

If you know what sort of bird it was, mark its flight path with abbreviations (i.e. Magpie — M, Sparrow — Sp).

If the bird was unknown try to identify it later using a bird book.

If you observe birds eating, drinking or interacting with each other, record this.

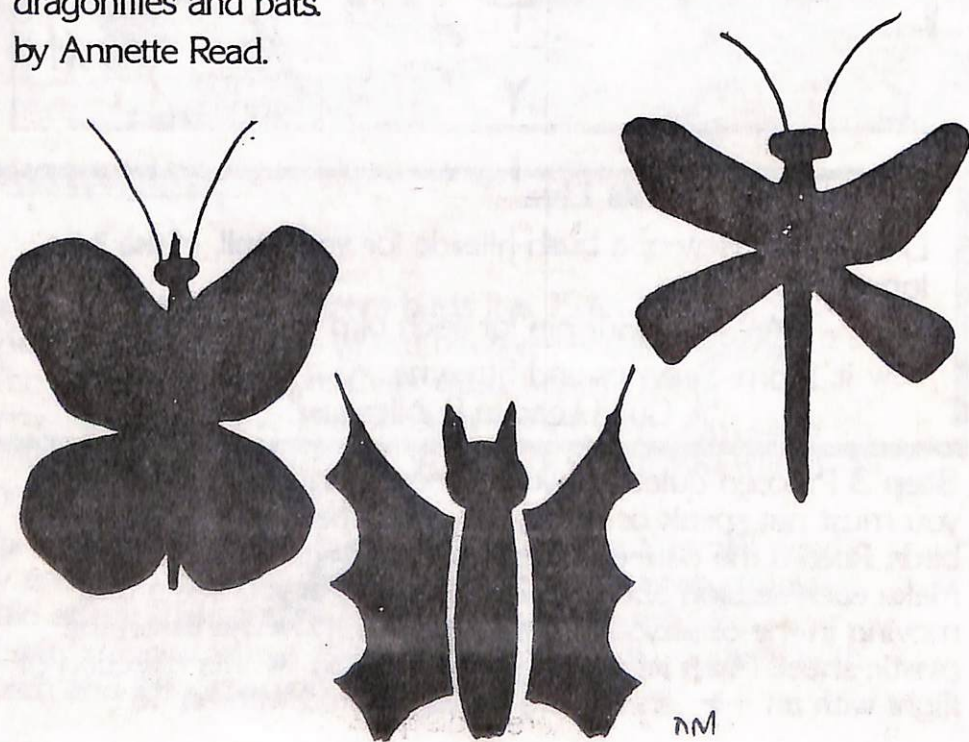
Step 4 At school or at home, place the plastic sheets of each streaker together to get an overall picture of bird activity. Now that you can talk, share what you have observed about birds.

Step 5 Make more visits to your observation site at different times of the day. Stay the same length of time each visit. Observe how the different time of day affects bird activity.

Step 6 At the end of your birdstreaking, report on your activities. Outline the method you used, what you observed and what you have discovered about birds from your observations.

Birdstreaking techniques can also be used with butterflies, dragonflies and bats.

by Annette Read.



Bird Word Find


Hidden in the wordfind puzzle are the names of 32 birds. See how many you can find!

Colour the **Fishing Bird** words — green
Swimmer Bird words — blue
Hunter Bird words — red
Flightless Bird words — yellow
Percher Bird words — grey
Wader Bird words — orange

K	O	O	K	A	B	U	R	R	A	E	C	B
I	W	S	W	A	N	O	A	A	L	C	O	L
N	L	T	H	A	W	K	I	V	B	O	C	A
G	A	R	O	B	I	N	L	E	A	R	K	C
F	R	I	U	V	T	E	R	N	T	M	A	K
I	K	C	W	X	Y	P	A	R	R	O	T	B
S	E	H	U	B	I	L	M	F	O	R	O	I
H	D	S	H	E	R	O	N	A	S	A	O	R
E	T	G	A	L	A	H	T	L	S	N	R	D
R	O	S	E	L	L	A	P	C	E	T	I	R
L	Y	R	E	B	I	R	D	O	V	E	O	O
M	A	G	P	I	E	M	U	N	S	D	L	N
B	O	B	C	R	O	W	C	R	A	N	E	G
I	B	I	S	D	D	K	K	C	H	A	T	O

Check the Wildlife Content In Your Area

If you go for a 20-minute walk, how many of these can you see? If you get more than 3 animals in column 3, your area is a very good wildlife place. Color in the boxes of the animals you see.




Fair

White Butterfly
Starling
Sparrow
Myna
Raven
Goldfinch
Swallow
Blackbird


Good

Grasshopper
Magpie
Brown Butterfly
Mudlark
Lizard
Willie Wagtail
Possum
Honey Bee




Very Good

Parrot
Finch
Honeyeater
Kookaburra
Frog
Heron
Wasp



Excellent

Thornbill
Robin
Bat
Waterhen




Congrats

Hawk or Owl



From "Quest"
No. 6. May 1985.



A group of explorers found a rare bird deep in the bush. They sent back this drawing of the bird sitting in a tree. Can you complete it?

Bird Word Find Answers

Albatross, Bellbird, Blackbird, Chat, Cockatoo, Cormorant, Crane, Crow, Drongo, Dove, Duck, Emu, Falcon, Galah, Hawk, Heron, Ibis, Kingfisher, Kookaburra, Lark, Lyrebird, Magpie, Ostrich, Owl, Oriole, Parrot, Rail, Raven, Robin, Rosella, Swan, Tern.

Subscription Form

Send orders to "Nature Notes", P.O. Box 248, Healesville, 3777. Phone: (059) 62 3422

name:

postal address:

I wish to order:

- ☐ Subscriptions of Nature Notes for grades 4, 5 & 6 at \$3.00 for 10 issues.
- ☐ Subscriptions of Nature Probe for grades 2 & 3 at \$2.00 for 10 issues.

DISCOUNT FOR ORDERS OVER 50!

Nature Notes \$2.60 for 10 issues.

Nature Notes is a Maroondah Region Publication packaged at Ringwood East Primary School.

Editor Janice Press

Design Co-ordination David Hyde

Illustrations Rene Schaefer year 12

Kim Stanton year 11

Derek Lloyd year 11

Samantha Daniels year 10

Finished Art David Makin year 11

Michael Pearce year 10

Anthony Jancar year 10

Nature Notes Logo Colleen Boyle year 10

Healesville Sanctuary Education Service

P.O. Box 248 Healesville 3777

Ph. (059) 62 3422

