



probe

Vol. 4. No. 2.
April 1978.

P.O. BOX 28, RINGWOOD EAST, 3135. PH. 879-1263.

Bulbs

are made up of thick, swollen leaves that wrap themselves around a new shoot which will sprout the next season.

The roots are at the base or bottom of the bulb.



If you cut an onion in half it will look like this.




Underground

Something to do.

1. Get a milk bottle.
2. Fill the bottle with water.
3. Put an onion on the rim of the bottle.

Can you think of any other plants you could grow on the rim of a bottle?



Flowers grown from bulbs.
See how many you can name. 2.




Corms

are short, large underground stems.



gladioli

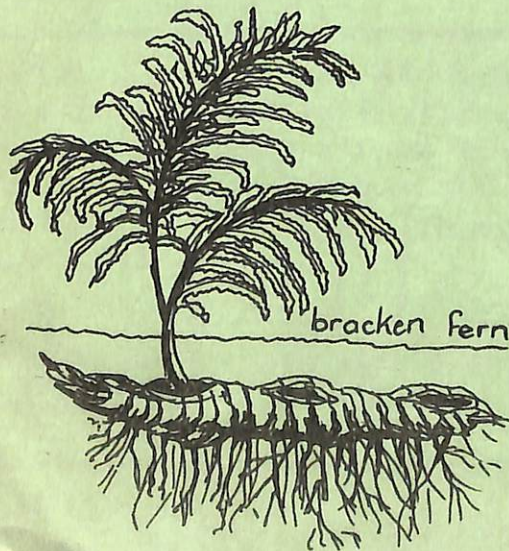



Tubers are swellings on underground stems.


Foodstores

Rhizome

a flat underground stem.



bracken fern



dahlia.

Make a book of plants which are grown from underground foodstores.

Look for pictures in old gardening magazines.

Apart from food, what else do

3 plants need for growth?

SOMETHING TO DO THIS MONTH

PLANT SOME DAFFODILS


1. Daffodils flower in late winter, to early spring....




2. ...but now is the time to plant them.



3. Plant them in a warm sunny place.



4. The soil must be well drained, or the bulbs will rot.



5. Mix some compost into the soil.




6. Plant your daffodil bulbs about 10 cms deep, and 12-15 cms apart.



7. Cover the tops of the bulbs with about 3 cms of soil.



8. The bulbs grow roots to get food for the plant.



9. Always keep the soil damp, not wet.



10. The leaf shoots take 6-8 weeks to appear. Do not disturb them during this time.



11. The flower buds look like a thicker leaf, with a knobbly end.



12. After the bulbs have flowered, leave them in the ground until the leaves have died down.



13. In summer when the leaves are dead... you can dig them up and store them....



14. in an onion bag, to hang in a cool dry place, until next year.

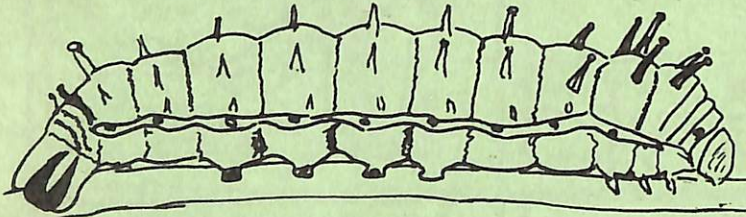


This is the way most bulbs are grown.

Out walking with James

Fungi. It's mushroom time! If you go picking mushrooms take care not to pick toadstools instead.

Fungi are plants which have spores instead of seeds.



Gum Emperor Caterpillar. What does it eat? How many legs has it?

Banksias are in flower.

They have thin, leathery leaves. Why?

Do they fall in autumn?



Some gumtrees (eucalypts) are in flower. Can you find any?



Saunders' Casemoth.



Lictor Casemoth.



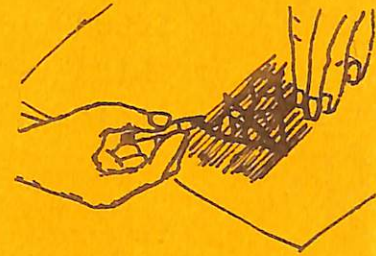
LEAVES



PRINTS AND RUBBINGS.

Crayon prints are easy to do. Put a leaf on the table with its vein or rough side up. Put a thin sheet of paper on top of your leaf. Hold the leaf still with one hand and rub over the leaf shape with your crayon. To hold the paper flat use sticky tape at the corners.


Prints can be made of leaves by coating them with printing ink or poster paint and pressing them on white or coloured paper.



Make prints or rubbings of a number of different leaves.


See how many differences you can find between the leaves.

■ Look at the shape.



■ Look at the leaf edges. They may be plain

or cut in various ways.



■ Look at the vein patterns.

Geranium

kidney shaped



Iris



Sweet William

PUZZLES

The answers to these puzzles are parts of a plant. Can you find the letters and make the words?

My first is in cheese but not in breeze,
My second is in trees but not in sneeze.
My third is in speak but not in talk,
My whole is another name for stalk.

Thank you,
Manchester P.S.
for these
great
puzzles!

Answer

--	--	--	--	--

Artists for Poem - P. Whitwell, W. Prohasky, L. Orme
Fill in the answers, then read the letters down the left hand side.

The opposite of heavy.

The opposite of late.

Another word for nearly.

Another name for mate.



Answer.

--	--	--	--	--

