

Published by the Australian Post, registered by Australia Post, Publication No. V5H0888

# PROBE



VOLUME 9

SEPTEMBER

NUMBER 7



# IT'S SHOW



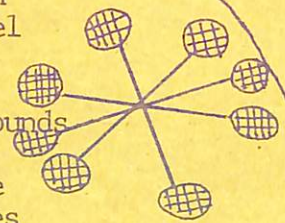
Food  
Side Shows

## WHAT IS THE ROYAL SHOW?

The Royal Show has competitions and demonstrations of primary industry. It shows us the way of life of the country people. It shows us all different parts, from things that are grown to things that are made. We also see all the animals that belong to the farming section, as well as domestic breeds of animals.

## SHOW AMUSEMENTS:

- Ghost Train
- Ferris Wheel
- Big Dipper
- Chair Lift
- Merry-Go-Rounds
- Lucky dips
- Mirror Maze
- Giant Slides
- Octopus
- Show Bags (full of goodies!)
- Side Shows
- Grand Parade.



Do you know any more?

## ROYAL SHOW ATTRACTIONS:

- Animal Nursery
- Police Exhibition
- Pig pavilion
- Cattle Pavilion
- Horse Pavilion
- Goat Pavilion
- Hen Pavilion
- Dog Pavilion
- Cat Pavilion
- Art/Craft Display
- Egg Board



## ANIMALS AT THE SHOW:

You can see a great range of animals at the Royal Melbourne Show. There are competitions for all the different breeds of animals that exist in Australia. You can see all these animals parade on the main arena each day in The Grand Parade. The Animal Nursery has a wide range of cute baby animals.



GRAND PARADE  
Show-bags  
Arena Events

Competitions...  
cake decorating  
art / craft



# TIME AGAIN!



## SHOW AMUSEMENTS:


At the show there are lots of rides,  
There are railways, and giant slides.

There are exciting prizes for us to win  
And we pull prizes from out of a bin.

There are ghost trains and ferris wheels,  
And people screaming with lots of squeals.  
Merry-go-rounds and toy motor bikes,  
And reporters going round with pens and large mikes.

There are dodgem cars, big dippers  
and darts,

There are so many things,  
I can't name them all,  
But at the show you  
can HAVE A BALL!



## LOST AT THE SHOW:

My trouble is-I lose my mother,  
I lose her wherever we go;  
I lose her in shops, in trains and buses;  
I've lost her now at the show!

The ferris wheel was lovely to see,  
And the animals lovely to pet,  
But where, oh where has mother got to?  
She's worried about me I bet!

Oh, there she is- Hi there, Mum!  
Now everything's all right-  
You were getting me really worried, Mum-  
OH!- don't squeeze me so tight!



- Have you ever been lost?
- How did you feel? • What should you do?



Have you ever heard of a "BILBY"? Can you guess what it might be? Given up ? Well, a Bilby is a Rabbit -eared bandicoot and is one of the most graceful and attractive of our marsupials. It is a very rare Australian mammal and is found mainly in Central Australia. The Bilby is the only bandicoot known to make burrows. Their burrows go down spirally from the

entrance, and may go as deep as 2 metres. The purpose of the burrow is to provide shelter from the heat of the desert, where most bilbies live.


WHAT DO THEY LOOK LIKE ?

They have long, silky blue -grey fur and extremely long rabbit ears. They also have a long well -haired tail. They wave their tail behind them like a banner when they move.

\*NOW - Find out what you can about the following:

- The Long- Nosed Banicoot
- The Barred Bandicoot
- The Brindled Bandicoot

Were any of these Bandicoots like the Bilby? In what ways were they similar or different?  
Did you come across any other types of Bandicoots in your reading? GOOD LUCK



WHAT ELSE DO WE KNOW ABOUT THIS LOVELY LITTLE CREATURE?

The bilby is nocturnal and feeds on insects especially termites and small mammals. A fully grown Bilby is about 45 mm. head and body, with a 20 mm. tail.

Bilbies are rare to - day as they have been prey for the fox, rabbit, dingo and feral cat. Also the arrival of sheep and cattle changed the soil conditions and reduced the number of termites, which was the main food of the bilbies.




# SUNFLOWERS



Sunflowers are easy to grow in sunny places. You plant them in Spring.

## WHAT TO DO:



1. Scatter a whole packet of seeds over part of your garden plot and cover lightly with some soil.



2. Water them as they grow. When the seedlings appear pull some of them out, so the others have enough room to grow.



3. Sunflowers grow fast and may need to be tied to stakes (pieces of wood dug into the ground) if they are in a windy place.



4. When the plant has flowered and begins to wither, you can gather lots of dark, shiny seeds from the centre of the flower.

5. Pull the plant out and cut off the flower. Rub the seeds out with a rake or garden fork.



## WHAT CAN YOU DO WITH THE SEEDS ?

You can keep some seeds in a paper bag to plant next year. You can also dry some in the oven to eat, and give away as gifts. You can feed them to the birds in winter when food is hard to find...





# ? PUZZLES ?

Change only one letter  
in each word to spell  
the name of an animal.



1	<b>BIG</b>	4	<b>ELM</b>
2	<b>FOR</b>	5	<b>YAP</b>
3	<b>RUT</b>	6	<b>COD</b>

ANSWER: 1. PIG, 2. FOX, 3. RAT, 4. ELK, 5. YAK, 6. COD

**What Am I?**

ANSWER: A Comb. I guess you  
what never uses it's teeth  
for eating food

## A WORD SANDWICH

WHAT'S IN THE SANDWICH?  
FINISH THE  
THREE LETTER WORDS  
DOWNWARDS, THEN  
READ ACROSS!

A	T	I	C	I	T	R	A
E	E	P	T	S	P	D	K

**ANSWER** TOMATOES



Text and  
drawings  
by Dianne  
Darley.  
Thanks to  
Wilma  
Prohasky  
for our  
cover.