


VOLUME 11 NO.2,

APRIL 1985.

think  
**NATURE**



describe



check &  
test work



compare

SUPPLEMENT TO NATURE NOTES

**PROBE**



question?



observe



measure



# FINGER PUPPETS

What animals might you see in the bush ?  
Record your answer by drawing their faces  
on your fingers. Use fine textas, pens  
or paint.

Finger puppets can also be made  
using paper or felt wrapped  
around the finger and  
decorated with  
things found  
in the  
bush.

2

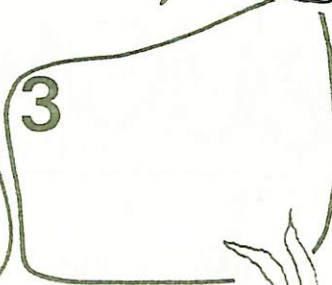

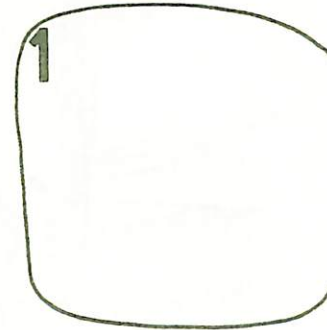
You might need to use your toes as well !

## observation trail



Have you found any nests on your walk ?

Draw 3 different shaped nests.  
Describe them (E.G. cup shape  
untidy etc.)


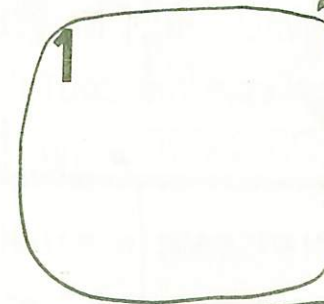


What were they made of ?

- sticks ☐
- mud ☐
- leaves ☐
- straw ☐
- other ☐



Draw the bird which may have lived there.



Where were they ?

- land ☐
- water ☐
- tree ☐
- other ☐



3






Whilst on your observation trail...

# look closely

...at the environment around you.

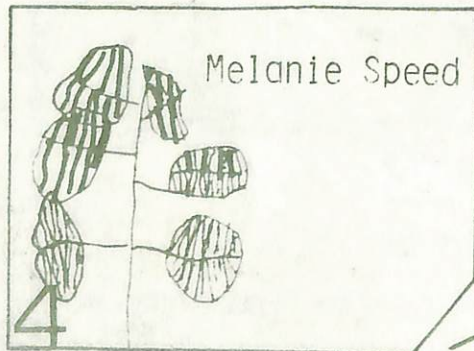
Chantal Marrow




Make a small cylinder from card.  
Peer through to observe and record the  
various shapes, lines and textures you  
see in a plant of your choice.

THESE DRAWINGS WERE MADE BY THE PREP  
CHILDREN AT DONVALE PRIMARY SCHOOL.

Perhaps you could send us your  
drawings !!



Melanie Speed



Carly Baker



Corrine Timmers



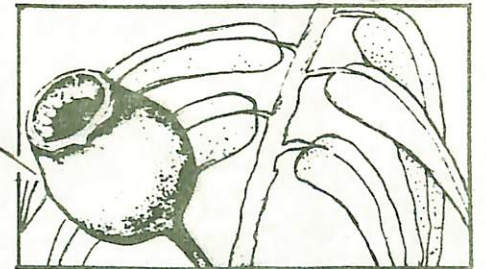
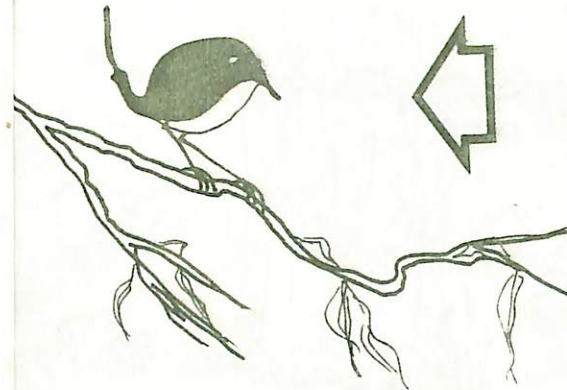
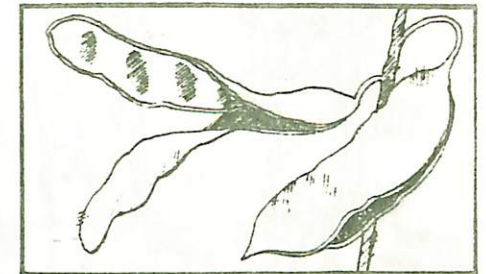
Bree Morrison

Grevillea - Spider Flower

# COLLECT SEEDPODS

Glue on card and use  
as a starting point  
for drawing animals.

Acacia - Wattle



Eucalyptus - Gum



Nature Notes wishes to acknowledge  
the State Schools Nursery for their  
Arbor Week word puzzle.

Thanks



5




# ANIMAL MIX-UPS

WHAT IS  
WRONG WITH THESE ANIMALS ?

WRITE YOUR ANSWERS BELOW.

COLOUR THE PAGE.



wombat \_\_\_\_\_

emu \_\_\_\_\_

kangaroo \_\_\_\_\_

snake \_\_\_\_\_

koala \_\_\_\_\_

bat \_\_\_\_\_

frog \_\_\_\_\_


platypus \_\_\_\_\_



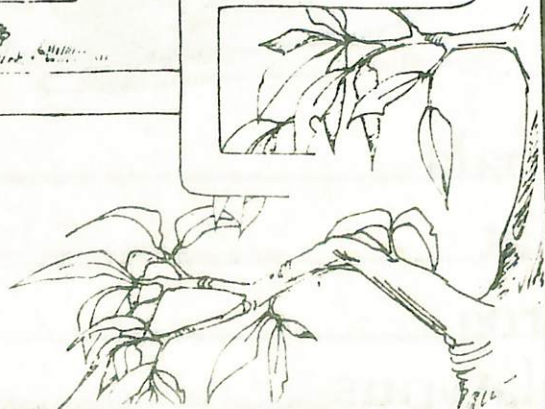
## HELP POSS FIND THE

### WAY HOME

Ring-tail possums often build nests similar to birds' using leaves and twigs.



Possums are easier to see at night. Take an adult and a torch with you for a possum prow!



You can make a possum biscuit using a gingerbread recipe.

Remember to add a curly tail, whiskers and furry texture to your possum.

(Raisins make good eyes and licorice makes interesting whiskers.)

### recipe

3/4 cup golden syrup  
1 1/2 cups sugar  
100g. butter


Melt together until dissolved,  
then add...

bake a  
possum biscuit

1 tsp. cinnamon  
1 tsp. ground cloves  
1 tsp. ground ginger  
1 tsp. bi-carb soda  
1 1/2 cups plain flour  
3/4 cup cream

Mix to pastry consistency. Dust with plain flour and stand over night in refrigerator. Bring to room temperature and roll until thin.


Shape and bake at 150° - 170° C for 8 minutes.






# FOOTPRINTS...




Ernie and Bruce tell us about them



Cloven means divided. Can you think of any other animals that have cloven feet? \_\_\_\_\_



# YOU MIGHT FIND IN THE BUSH





# Arbword

T	R	E	E	P	W	F	L	L	T
A	B	A	R	K	A	L	P	E	R
B	N	B	U	D	T	O	O	A	U
R	I	I	N	A	E	W	L	V	N
A	N	F	M	U	R	E	L	E	K
N	S	O	S	A	T	R	E	S	H
C	E	R	O	R	L	N	N	N	O
H	C	E	I	O	F	O	O	D	M
T	T	S	L	O	W	O	O	D	E
E	S	T		T	W	E	E	D	S

All the words listed below appear in the puzzle - horizontally, vertically and diagonally.

Find and circle the words.

Animal	Home	Soil
Bark	Insects	Tree
Branch		Trunk
Bud	Leaves	
Flower	Nut	Water
Food		Weeds
Forest	Pollen	Wood
	Root	

Nature Probe A Maroondah Regional Publication  
Reg Aust Post Pub No. 1BH0881  
P.O. BOX 248 Healesville 3777 PH. 059 623422