

VOL.
11
NO.8



1985

PROBE

OCTOBER IS A GOOD TIME OF YEAR TO....

GROW your own VEGETABLES



PREPARING YOUR PLOT OF LAND

1. Mark out the boundaries of your plot.
2. Work over the soil to the depth recommended for your particular vegetable types.
3. Apply fertilizer at the rate recommended.
4. Rake over to breakdown large clods.



SOWING - Check the following before sowing your seeds or seedlings.

1. Depth of sowing.
2. Distance between rows.
3. Distance between seeds or seedlings.
4. How to sow the seed or seedlings.

- You will find this out by reading the seed packet.

WATERING


Now that your vegetables have been sown you will need to be constantly aware of their water requirements.

Maintain the garden in a moist condition, during unfavourable weather this may mean daily watering.

WEED AND PEST CONTROL


Weeds and pests will become a problem if you allow them to take over your garden.

Regular hoeing will be necessary to control weeds.



During spring you will notice many plants and trees

Flowering



Insects and birds are attracted to the flowers to pollinate them.

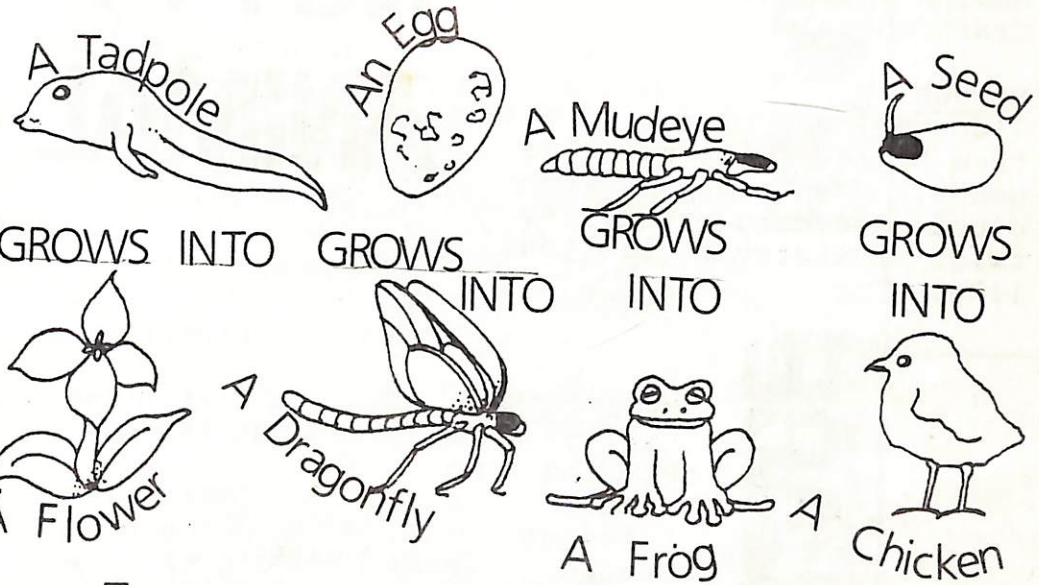
The colours of the flowers attract different insects and birds.

Watch out for the animals that visit the flowers in your garden and record what you see.


FLOWERS

	orange	white	yellow	blue	red
BEES					
BEETLES					
BUTTERFLIES					
WASPS					
FLIES					
BIRDS					
CATERPILLARS					

what will I be ?



who eats who for dinner ?



From the Gould League Publication 'Swamps and Streams'.

MATERIALS:

Two or more seed pods
P V A glue
Moving eyes (available from
Craft shops)

METHOD:

Glue the pods together, holding them firmly until the glue bonds. When the pods are glued, decorate with eyes, twigs or whatever else you like.

NUTTY ANIMAL

MATERIALS:

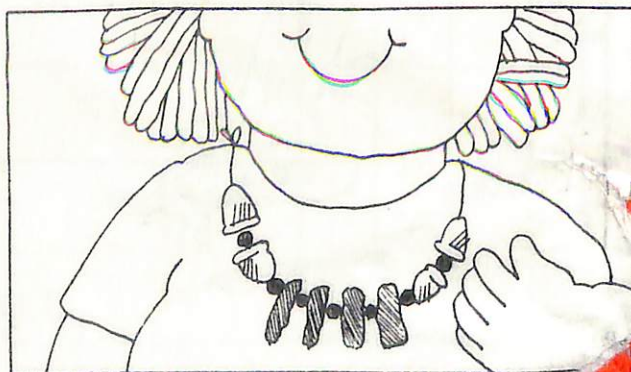
Nail or a large sewing needle
Fishing line
Hammer
Scissors
Seedpods, Seeds, Bark

METHOD:

Make holes in seeds or seedpods using a fine nail

You may like to cut the bark into different shapes

Thread the seeds, seedpods or bark directly onto the fishing line, or use a large sewing needle and fishing line.



MATERIALS:

Grass seed
Soil
Pantyhose

METHOD:

Mix one handful of grass seed into enough soil to fill a stocking.


After filling the stocking like a large sausage, tie the ends.

Keep the 'sausage' moist so the grass will germinate and grow up through the stocking.

Decorate the stocking with the face of the caterpillar.

Variation:

Make a round ball with seed and soil in a stocking, and tie a knot. Fill a jar with water. Sit the ball on top of the jar with the ends of stocking hanging in the water.



GRASS CATERPILLAR


MUD WASPS.




Have you ever been stung by a wasp? They are painful but not usually serious to people. Try to observe them from a distance




These insects are known as mud wasps because of their habit of building mud nests. You will often see these nests on brick walls.



However, when stung, the wasps prey becomes paralysed.




Many wasps are social (live in colonies) but the mud wasps are solitary and often build their nests in unusual places.



Wasps don't fly directly from one place to another, they circle wider and wider until they reach their target.




Spiders, butterflies and other kinds of insects are caught by mud - wasps.



While the prey is paralysed it is carried to the mud nest and placed in it.

Wasps, like ants, are able to carry heavy loads. Mrs. Wasp then lays her eggs on the body of her prey and then seals the nest.



WHY DO YOU THINK SHE SEALS THE NEST?

WHAT DO THE BABIES EAT?

HOW ARE THE BABY WASPS PROTECTED?

DO YOU KNOW THE MEANING OF THESE WORDS?

- PREY
- SOCIAL
- PARALYSED
- SOLITARY

FROM : Survival

- A Gould

League Publication

HUNT

PARK _____

NAME _____

TIME OUT: _____ TIME DUE IN: _____

SCORE _____

rules

YOU GET ONE POINT FOR EACH ITEM FOUND.

EACH ITEM CAN ONLY BE COUNTED ONCE.

POINTS ARE LOST FOR PICKING LEAVES AND FLOWERS OFF TREES AND SHRUBS.

WHAT YOU FIND ON THE GROUND IS O.K.


AT THE END OF THE GAME RETURN LIVE CREATURES TO WHERE YOU FOUND THEM.

ONE POINT IS LOST FOR EACH MINUTE YOU ARE LATE!

Subscription Form

SEND ORDERS TO: "NATURE NOTES"
P.O. BOX 248.
HEALESVILLE.
3777
Phone: 059 62 3422

NAME: _____
POSTAL ADDRESS: _____




I WISH TO ORDER:

☐ subscriptions of Nature Notes for grades 4, 5 & 6 at \$3.00 for 10 issues.

☐ subscriptions of Nature Probe for grades 2 & 3 at \$2.00 for 10 issues.


DISCOUNT FOR ORDERS OVER 50 !!
Nature Notes \$2.60 for 10 issues.
Nature Probe \$1.60 for 10 issues.



REPTILES

As the weather warms up reptiles become more active.

Copy these drawings onto a larger sheet of paper and complete!



Nature Probe. A Maroondah Region Publication
Reg. Aust. Post Publication No. VBH0881
P.O. BOX 248 HEALESVILLE 3777
Phone (059) 62 3422