

"Sanax" Ambulance Stretcher



For TIMBER MILLS, MINES, SHIPS, and QUARRIES. (Prices on request).

"SANAX" DUST MASKS (Porous Rubber)

For WORKERS IN DUST, PAINT or DUCO SPRAYERS. 5/6 each.

THE SANAX COMPANY

5 BRUNSWICK STREET, FITZROY, N.6, VICTORIA. :: :: TELEPHONE J 3208

"SANAX"

FIRST-AID

EMERGENCY

INSTRUCTIONS



THE SANAX COMPANY

MANUFACTURERS OF
FIRST-AID CABINETS,
BANDAGES, Etc.

5 BRUNSWICK ST., FITZROY, N.6, Vic.

Telephone J 3208

"SANAX" Australian-made Products


- "SANAX" TABLETS: For headaches, neuralgia, influenza, colds, etc. 25 for 1/3; 100 for 4/-.
- "SANAX" ACHE POWDERS: For headaches, neuralgia, influenza, colds, etc. 2/- box of 12 powders.
- "SANAX" CATARRH SNUFF: Effective for catarrh and quite harmless. 1/3 box.
- "SANAX" CARBOLIZED PETROLATUM: A germicidal ointment. 1/6 tube.
- "SANAX" CIRCASSIAN DAY CREAM: For safeguarding the skin against sun and wind. 1/6 pot.
- "SANAX" CIRCASSIAN NIGHT CREAM: Softens the skin and gives a youthful appearance. 2/6 pot.
- "SANAX" FIRST-AID CASES: Forty-two patterns.
- "SANAX" GERMISTATIC: Painless and effective for the treatment of wounds (a substitute for Iodine). 2 oz., 9d.; 4 oz., 1/6.
- "SANAX" FIRST-AID DRESSING: Forms an antiseptic skin over cuts, small wounds, scratchings; avoids the need of a bandage. 1/- bottle.
- "SANAX" KURABURN: For the treatment of sunburn. Prevents blistering. Non-greasy. 1/-, 1/9, 2/9.
- "SANAX" I-TAN: For sun tanning the skin against blistering from the sun. 1/-, 1/9, 2/9.
- "SANAX" HEALING SALVE: For carbuncles, pock, pimples, boils, varicose ulcers, etc. 1/6 and 4/6 per pot.
- "SANAX" MOUTH GLOW: Concentrated, for keeping teeth and gums healthy; sweetens the breath. 1/6 bottle.
- "SANAX" STIFFIT: A soothing germicidal handkerchief perfume inhalation for colds, influenza, etc. 1/3 bottle.
- "SANAX" SNAKE-BITE OUTFITS: 1/- each.
- "SANAX" SNAKE-BITE KITS: Complete with lancet, tourniquet, permanganate of potash and sterile dressing, all in vest pocket size case. 2/6, complete.
- "SANAX" POISONOUS RUBBER INDUSTRIAL MASKS: 5/6 each.
- "SANAX" GAUZE BANDAGES: All sizes.
- "SANAX" FLANNEL BANDAGES.
- REFILLS for "SANAX" FIRST-AID CASES.
- "SANAX" QUIXTRAP DRESSING.
- "SANAX" AMBULANCE STRETCHERS.
- Prices Subject to Alteration Without Notice.

'Sanax'

FIRST-AID CASES

42 Distinct Patterns

"SANAX" FIRST-AID CASES are faithfully built and contain good supplies of First-Aid material, simply labelled, with complete instructions for use.



Conforming to Part I. Victorian Factories Regulations

No. 1 "Sanax" First Aid Case,
white ducoed metal. Size, 9 x 11 $\frac{3}{4}$ x 4.
Price, £1/13/6 each.

Refills obtainable for all "Sanax" First-Aid Cases

"SANAX" FIRST-AID INSTRUCTIONS

AMMONIA IN EYES.—Wash first with very diluted vinegar or Acetic Acid (in water); afterwards drop Castor Oil under the eyelids.

ARM INJURIES.—After bandaging, fasten across chest and support in a sling.

ARTERY BLEEDING.—See Blood Spurting.

ARM PIT INJURIES.—Apply "Sanax" Germistatic or Iodine Tincture and cover with Absorbent Gauze or Lint. Then place a 3-inch bandage over the part and fix the arm firmly to the side with a Triangular Bandage.

APOPLEXY.—Lie patient down, with head and shoulders slightly raised, and head turned slightly to one side. Apply warmth to the body and feet, and cold water or ice to the head. DON'T give stimulants.

BITES.—Apply weak Ammonia or Sal Volatile, then Tincture of Iodine.

BLEEDING, Serious.—See Blood Spurting.

BLEEDING.—If wound is dirty, wash with Lysol and water in proportions stated on the label; dry the part with Absorbent Cotton, then apply Tincture of Iodine or "Sanax" Germistatic, a pad of Gauze and bandage.

BLEEDING FROM NOSE.—Sniff up cold water; apply cold water or cold metal to the back of the neck and forehead, or plug with cotton; lie patient down.

BLEEDING TEETH AFTER EXTRACTIONS.—Cut clean cork to fit cavity, dip it in Iodine Tincture, then place in cavity and bite on it.

BOILS.—Apply "Sanax" Healing Salve at least twice daily.

BLOOD SPURTING.—Apply Iodine Tincture and cover with gauze, cotton wool and bandage. Fix tourniquet tightly on the heart side of injured area; then get a Doctor. Tourniquet should not be kept on for longer than 20 minutes at one time. See pressure points, St. John's Manual.

BRONCHITIS.—For adults, give 3 "Sanax" Tablets every three hours with a draught of water.

BRUISES.—Paint with Tincture of Iodine and bandage, or Leeches may be applied; cold or hot water compresses; or methylated spirit compress.

BURNS, Acids.—Apply dry baking soda, chalk or whiting, finally Kuraburn "Sanax" or Picric Acid Solution. If acid in the eye, use a weak solution of baking soda in water.

BURNS, Severe.—Place over the burn a double thickness of Absorbent Gauze or Absorbent Lint, then pour Kuraburn over to moisten, and bandage lightly. The burned area to be dressed at least twice per day by pouring

"SANAX" FIRST-AID CASES

[4]

"SANAX" FIRST-AID INSTRUCTIONS

Kuraburn "Sanax" over the dressing without removal. This may be continued for two or three days before removing the dressing for examination. Picric Acid Solution may be used in a similar way.

BURNS, Tar.—First remove the tar carefully with Olive Oil, Carron Oil or Castor Oil, then wash with soap and water to free the oil, and finally apply Kuraburn "Sanax" or Picric Acid Solution.

BURNS, Eye.—Apply Castor Oil freely.

BURNS, FIRE OR STEAM.—Apply Kuraburn "Sanax" or Picric Acid solution on a pad of gauze and bandage lightly.

BURNS, CAUSTIC OR LIME.—Flood part with plenty of water, then apply diluted Vinegar or Lemon Juice, and finally Kuraburn "Sanax." If in the Eye, drop in pure Castor Oil (Chemists' Quality).

CARBOLISED PETROLATUM.—A healing, soothing and germicidal ointment for application to wounds.

CATARRH.—Take a pinch of "Sanax" Catarrh Snuff and sniff it up each nostril; repeat till nostrils clear.

CAUSTIC IN THE EYE.—Apply very weak vinegar and water, and finally wash with water.

CHAPPED HANDS.—Rub well into the hands "Sanax" Circassian Night Cream. Cover with an old glove and allow to remain on all night.

CHEST WOUNDS.—Raise head and shoulders till patient breathes in comfort, then apply Tincture of Iodine.

CLOTHES ON FIRE.—Wrap a rug or blanket tightly round patient, or place under shower bath.

COLDS.—Give three "Sanax" Ache Tablets, with a draught of water, for adults; children, in proportion.

COLLAPSE.—Give one teaspoonful of Sal Volatile to an adult in a wineglassful or more of water, or apply Smelling Salts cautiously to the nose. Lie patient down, with head lower than the body. Don't give stimulants in cases of head injury. If patient's face flushed, raise head. No stimulants.

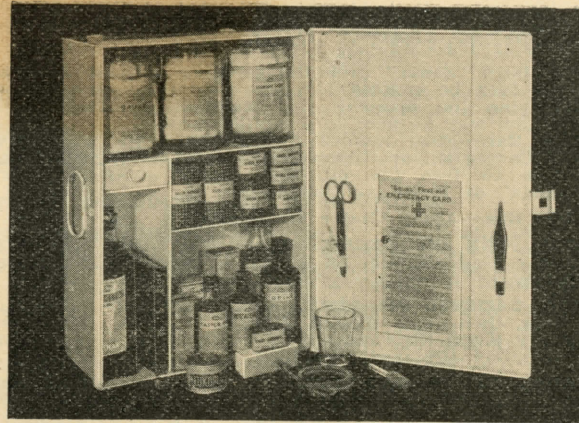
COLLAR-BONE FRACTURE.—Place round pad in armpit and bandage the arm to the side, in most comfortable position; support forearm in sling. Call Doctor.

CONSTIPATION.—Take one "Sanax" Hepanti Tablet 3 times a day, gradually reducing the dose to restore regularity.

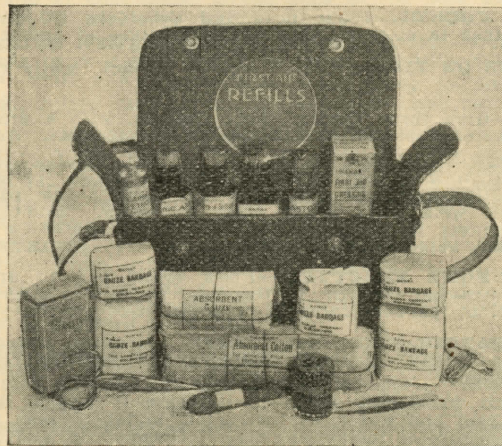
CRUSHED FINGERS, ETC.—If the skin is broken, bathe in Lysol and water, as instructed on label; then paint on Tincture of Iodine, or "Sanax" Germistatic, and cover with a pad of gauze and bandage.

ARE AUSTRALIAN MADE

[5]



Conforming to Part II. Victorian and Commonwealth Factories Regulations
 No. 2 "Sanax" First Aid Case,
 in white ducoed metal. Size, 16½ x 10 x 5½.
 Price, £3/17/6 each.



No. 4 "Sanax" Portable First-Aid Outfit,
 in brown waterproof canvas case with shoulder strap.
 Price 21/- each.

[6]

"SANAX" FIRST-AID INSTRUCTIONS

CRAMP.—In Limb: Place tight ligature or tourniquet on affected muscle.

In Stomach: Twenty drops of Essence of Peppermint in water or one teaspoonful of Tincture of Ginger in water; hot water bar to the part.

CUTS OR SCRATCHES.—If not bleeding strongly, apply "Sanax" First-Aid Dressing. If bleeding strongly, apply Tincture of Iodine, or "Sanax" Germistatic, then a pad of gauze and bandage firmly.

DISLOCATIONS.—Send for Doctor; make patient comfortable; apply hot compresses for pain.

DROWNING.—See Artificial Respiration, page 16

DRUNKENNESS.—See Antidote for Alcohol page 12.

EAR, Insect in.—Fill ear with Castor or Olive Oil, then wash out carefully with warm soapy water.

EARACHE.—Drop into ear warm Olive, Almond, or Camphorated Oil and plug with Absorbent Cotton.

ELECTRIC SHOCK.—(1) Shut off power; (2) Pull person off a live wire, covering hands with rubber gloves, sheet rubber, a thick pad of dry clothing or dry paper; (3) Cut live wire with big scissors, taking care hands are protected by rubber; (4) Avoid loose live wire, also wet or damp places; (5) Burns to be treated as ordinary burns. Artificial respiration if needed.

ELECTRIC FLASHES.—Drop one or two drops of "Sanax" Cocaine Castor Oil into the eye.

EYE.—Cinders, Emery, or Grit in the Eye.—Remove with wet camel-hair brush or wet pencil made of blotting paper; then drop Castor Oil freely into the lower lid, and bandage over the eye.

Acid in the Eye.—Remove with plenty of water or with weak solution of baking soda.

EYE IRRITATIONS OR EYE BURNS.—Use Castor Oil freely.

FAINING.—See Collapse.

FEVERS.—Give three "Sanax" Ache Tablets, with a draught of water, to adults. Children, in proportion.

FINGER BANDAGING.—Use a 1-inch bandage.

FITS.—Children: Call Doctor, then place in hot bath, cold packs to the head.

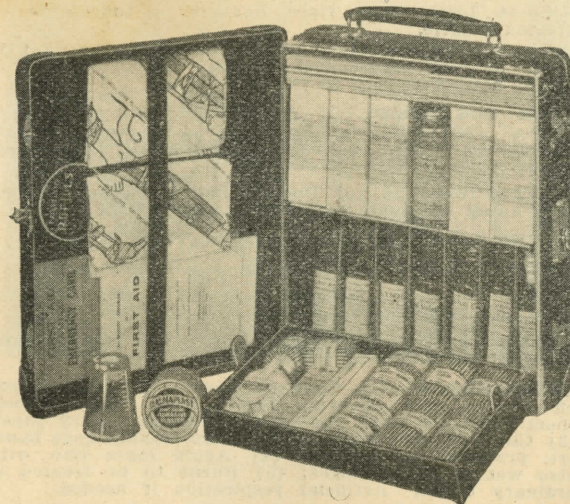
Adults: Lie patient down, head raised; if violent, place stick or toothbrush handle between teeth to prevent tongue being bitten, and loosen clothing of neck and chest.

FIRST-AID DRESSING, "SANAX."—Forms an antiseptic healing skin over small cuts and wounds.

FISH HOOK IN FLESH.—If necessary, push barb through, then cut off the barb and withdraw hook.

[7]

"SANAX" FIRST-AID CASES



No. 7 "Sanax" First Aid Case,
in fibre. Size, 13 x 11 x 4 Price, £3/3/-.



No. 8 "Sanax" First Aid Case,
in fibre. Size, 7½ x 11 x 4. Price 35/-

[8]

"SANAX" FIRST-AID INSTRUCTIONS

- FRACTURES.**—Don't move the patient till the broken limb is firmly supported by a splint, which may be made from a piece of wood, walking stick, or anything suitable at hand. Pad inside the splint with anything at hand, such as clothing, cotton wool, etc.
- FROSTBITE.**—Rub part with cold water, or ice; do not apply warmth.
- GIDDINESS.**—Lie patient down; give one teaspoonful of Sal Volatile in water, or if necessary Emetic.
- HAEMORRHAGES.**—See Bleeding.
- HEADACHES.**—Give three "Sanax" Ache Tablets, with a draught of water for adults. Children, in proportion.
- HEAD INJURIES.**—Treat wound; lie patient down with head resting on a pillow. **No stimulants.**
- HEARTBURN.**—Give small half-teaspoonful of Bicarbonate of Soda, in water.
- HEART FAILURE.**—Lie patient down and treat as Collapse.
- INFLAMED PARTS.**—Paint with Tincture of Iodine or apply a hot compress of Boracic Lint covered by Oiled Silk or wax paper and pad of cotton to keep the heat in, then bandage.
- INFLUENZA.**—Give three "Sanax" Ache Tablets, with a draught of water, every three hours, for adults. Children, in proportion.
- INSECT BITES.**—Apply Sal Volatile or solution of ammonia.
- INSENSIBILITY.**—See Collapse.
- IODINE TINCTURE.**—May be applied to any wound or inflamed part.
- ITCHING.**—Wash with warm solution of Lysol and water, or dab on paste of Bicarbonate of Soda and water.
- LEG INJURIES.**—After treatment, support on cushion.
- MALARIA.**—For adults, give 3 "Sanax" Tablets every three hours as long as necessary.
- MENSTRUAL PAINS.**—Give three "Sanax" Ache Tablets, with a draught of water.
- NOSE, Foreign Body in.**—Induce patient to blow his nose, or make him sneeze by tickling nostril.
- PAINS AFTER INJURY, ETC.**—Give three "Sanax" Ache Tablets, with a draught of water, to adults. Children, in proportion.
- PNEUMONIA.**—As a precautionary measure, give adults 3 "Sanax" Tablets with a draught of water. Children in proportion.
- SCALDS.**—See Burns.
- SCRATCH.**—"Sanax" First-Aid Dressing, or Tincture of Iodine to be applied.

[9]

"SANAX" FIRST-AID CASES

(42 Distinct Patterns)



No. 11 "Sanax" First Aid Case,
in fibre. Size, 7 x 4½ x 1½.
Price, 6/6.

REFILLS OBTAINABLE FOR ALL SANAX FIRST AID CASES



No. 20 "Sanax" First Aid Case,
in fibre. Size, 9¼ x 4¾ x 3.
Price, 19/6.

[10]

"SANAX" FIRST-AID INSTRUCTIONS

SHOCK.—Lie patient down and keep warm. Give adults one teaspoonful of Sal Volatile in half a tumbler of water, to be drunk slowly.

SNAKEBITE.—Act promptly. Apply tourniquet tightly ABOVE the punctures, open the punctures with the point of a knife to encourage bleeding; suck the wound, if lips not cracked, to draw out poison (don't swallow it); then apply Crystals of Permanganate of Potash. Call a doctor. "Sanax" Snakebite Kit contains all needed for treatment.

SORE THROATS.—Give three "Sanax" Ache Tablets, with a draught of water for adults, children in proportion. A compress of Methylated Spirits, Brandy or Whisky may be applied to the throat, or a teaspoonful of Friars Balsam in a pint of boiling water for inhalation.

SPLINTERS.—Put on tourniquet before removing large splinters, it reduces the pain. Place point of forceps under the splinter, then press splinter forward over point, grip, and remove the splinter; finally, apply Tincture of Iodine.

SPRAINS.—Paint on Iodine and bandage firmly.

STRANGULATION AND HANGING.—Remove cause and apply artificial respiration.

STINGS OF INSECTS.—Apply Sal Volatile, then Tincture of Iodine.

SUFFOCATION FROM GAS.—Remove to open air, loosen tight garments, and apply artificial respiration, if necessary. Drinks of soda water or dry ginger ale.

SUNBURN.—Apply Kuraburn "Sanax" for either curative or preventive purposes.

SUNSTROKE.—Place the patient in a cool spot or shade. Apply cold water to the head, neck and spine, or wrap in a wet sheet. Give adults 3 "Sanax" Tablets with draught of water. Children in proportion.

THROAT, Burned by Hot Liquid.—Gargle throat with Kuraburn "Sanax." This is quite a safe procedure, though it is better not to swallow the gargle.

TOURNIQUET.—To stop blood circulation in artery bleeding, snakebite, etc.—Method of use: Place button of Tourniquet between the injury and heart, draw each end of cord opposite ways round the limb, and fix tightly in open slot in button. Tourniquet must not be left on for more than 20 minutes at one time. See pressure points St. John's Manual.

TOOTHACHE.—Clean and dry cavity, and apply "Sanax" Toothache Treatment—Oil of Cloves or Creosote, and plug cavity with Absorbent Cotton.

ULCERS.—Apply "Sanax" Healing Salve two or three times a day.

UNCONSCIOUSNESS.—See Collapse.

VARICOSE ULCERS, OLD WOUNDS, Pus conditions.—Use "Sanax" Healing Salve.

WOUNDS.—Wash well with Lysol and water (see details on the label), then apply Tincture of Iodine or Carbolic Petrolatum on lint; then bandage.

[11]

POISONING, AND WHAT TO DO

by S. A. BURROWS, Ph.C., Vic. & N.Z.

Call a Doctor and Ambulance. In the meanwhile, find the number against the Poison taken, on Section "A," refer to that number on Section "B," and administer Antidote indicated.

If lips stained or burned, don't give Emetic.

SECTION A

Acids—		Creosote	11
Acetic	8	Cyanides	7
Boric Acid or Borax	2	Ether (Inhaled)	10
Carbolic	11	Ether (Swallowed)	1
Cresylic	11	Eucalyptus Oil	1
Hydrochloric	8	Fly Papers (Arsenical)	2
Prussic	7	Fish Poisoning	4
Nitric	8	Food Poisoning	4
Oxalic	12	Formalin (Don't give Emetic)	8
Phosphoric	8	Fruit Spray (Arsenic)	2
Sulphuric	8	Gas Heater Fumes	10
Alcohol	6	Hydrochloric Acid	8
Alkalis—		Iodine	3
Caustic	9	Iodoform	3
Ammonia (Strong)	9	Kerosene	1
Antimony	5	Laudanum	1
Aqua Fortis	8	Lead Salts	4
Arsenic	2	Lye (Caustic)	9
Aspirin (Acetyl Salicyl Acid)	1	Lysol	11
Barium Chloride	4	Match Heads	2
Barium Sulphide	4	Meat Poisoning	4
Battery Fluids (Sulphuric Acid)	8	Mercury Salts	3
Bitter Almonds	7	Methylated Spirit	1
Benzine	1	Muriatic Acid	8
Blue Vitriol	3	Morphia	1
Brass Polish	12	Mushrooms (Poisonous)	4
Camphor, Camphorated Oil		Nitric Acid	8
Carbolic Acid	11	Nitre	13
Carbon Bisulphide	1	Oil of Vitriol	8
Carbon Dioxide	10	Opium	1
Carbon Monoxide	10	Oxalic Acid	12
Caustic Potash	9	Paregoric	1
Caustic Soda	9	Paris Green	2
Celluloid Fumes	1	Permanganate of Potash	1
Charcoal Fumes	10	Petrol	1
Chlorine	10	Phenyle	11
Chlorodyne	1	Phosphorus	2
Chloroform (Inhaled)	10	Pit Gas	10
Chloroform (Swallowed)	1		
Cream of Tartar	1		
Coal Gas	10		
Cocaine	1		
Copper Salts	3		
Copperas	3		
Corrosive Sublimate	3		

POISONING AND WHAT TO DO

Potash (Caustic)	9	Sublimate (Corrosive)	3
Potassium (Cyanide)	7	Sugar of Lead	4
Prussic Acid	7	Sulphuric Acid	8
Ptomaine	4	Sulphur Fumes	8
		Tartar (Emetic)	5
Rat Paste (Phosphorus)	2	Tartaric Acid	8
Red Precipitate (Mercury)	3	Tobacco Flower Spray	1
		Turpentine	4
Salt of Sorrel (Oxalic Acid)	12	Verdigris	3
Salt of Lemon	12	Vermin Killer (Arsenical)	2
Saltpetre	9	Vitriol (Sulphuric Acid)	8
Sewer Gas	10	Washing Soda	9
Sheep Dip (Carbolic)	11	Weed Killers (Arsenical)	2
Sheep Dip (Arsenical)	2	Weed Killers (Mercuric)	3
Silver Salts	15	White Precipitate	3
Snakebite	16	White Vitriol	14
Spirits of Salt	8	Zinc Salts	14
Strychnine	17		

HOW TO MAKE AN EMETIC.

How to Make an Emetic (To produce Vomiting).—One tablespoonful of mustard in a tumbler of warm water, or two tablespoonfuls of common salt in a tumbler of warm water, or tickle the throat with a feather or the finger.

SECTION B: THE ANTIDOTE

1. Give Emetic. If drowsy, give strong, hot coffee or Sal Volatile. Keep awake and moving in fresh air; artificial respiration if necessary. Smelling Salts or Ammonia inhaled.
2. Give Emetic. Warm extremities; give "Sanax" Universal Antidote, or large doses of magnesia, raw eggs, lime water, milk, or flour and water.
3. Give white of eggs, milk or flour and water; give largely for ten minutes, then give Emetic, followed by mild stimulants.
4. Give Mustard Emetic followed by Epsom Salts or Glauber's Salts, one tablespoonful in water, with hot applications to abdomen.
5. Give Emetic (Mustard) if needed, warm water to relieve vomiting; give "Sanax" Universal Antidote, washing soda, baking soda or magnesia, followed by milk or white of egg or olive oil, strong coffee, tea or Sal Volatile.

"Sanax" First-Aid Cases are made in Australia.

SECTION B: THE ANTIDOTE.

6. Fresh air. Raise patient's head and shoulders slightly. Give Mustard Emetic and turn head slightly sideways to allow free vomiting. Apply friction to limbs, cover with warm clothing or put hot-water bottles around patient.
7. Give Mustard Emetic (one tablespoonful in a tumbler of warm water), followed by brandy or one teaspoonful of Sal Volatile in a pint of water. Pour cold water from height on head and spine; artificial respiration—smelling salts or ammonia inhaled.
8. Large quantities of water, followed by large doses of magnesia, chalk, whiting or baking soda, followed by Olive oil. Warmth to the abdomen (strong acids). **Don't give Emetic.**
9. Drink diluted vinegar, lemon juice or lemonade, followed by a teaspoonful of castor oil, cream, olive oil or linseed oil. To be repeated every hour for three hours. **Don't give Emetic.**
10. Fresh air; smelling salts or ammonia inhaled; warm extremities; artificial respiration as in drowning. Drinks of Dry Ginger Ale or Soda Water.
11. Give two to four tablespoonfuls of Epsom Salts or Glauber's Salts in half-pint of water. White of egg, milk, butter, or oil, diluted brandy or whisky; warmth, hot application to abdomen; artificial respiration.
12. Give lime water, chalk or whiting, followed by castor oil, Sal Volatile or other stimulant.
13. Emetic if necessary; large draughts of tepid water; egg or milk, olive oil or thick gruel; warmth, stimulants.
14. **Don't give Emetic.** Give white of egg in milk freely; washing soda, warm, strong tea, gruel, olive or almond oil; hot application to throat and abdomen, ice to suck, warmth to body.
15. Two tablespoonfuls of common salt in a tumbler of water. If no vomiting, give one tablespoonful of mustard in a tumbler of warm water, or tickle the throat; egg or milk, gruel salted; warmth and hot applications to abdomen.
16. Apply ligature between bite and heart; open punctures with point of knife and encourage free flow of blood, suck the wound (make sure there are no cracks or sores on operator's lips); then rub in permanganate of potash crystals and call a doctor. Carry a "Sanax" Snake-bite Kit.
17. Give half a teaspoonful of Iodine Tincture in water, followed by Emetic.

"Sanax" Products are Australian made

"SANAX" FIRST-AID CASES

(42 Distinct Patterns)



No. 25 "Sanax" First Aid Case,
in brown fibre. Size, $5\frac{1}{2}$ x 8 x $1\frac{3}{4}$.
Price, 9/6.

*Refills obtainable for all "Sanax"
First-Aid Cases.*



No. 41 "Sanax" First Aid Case,
Metal—Red. Size, $5\frac{3}{4}$ x 4 x $1\frac{3}{8}$.
Price, 2/9.

ARTIFICIAL RESPIRATION

1. Remove false teeth and any foreign matter from mouth and begin artificial respiration at once.
2. Lie patient down on stomach, arms extended forward to the fullest, with face to one side, for free breathing; draw patient's tongue out. Keep crowd away to ensure fresh air.
3. Straddle patient's thighs, and, facing towards head of patient, place the palms of your hands on his loins, thumbs nearly touching each other, and fingers over the lower ribs. (See illustrations.)
4. With arms straight, swing slowly forward, gradually allowing the weight of your body to bear on the patient, counting One, Two, Three, slowly. Then swing back suddenly, keeping hands in position. Count One, Two, and reapply the pressure and release repeatedly. This compresses and releases the lower part of the chest and abdomen about twelve times per minute, similar to natural breathing.
5. Have an assistant loosen tight clothing about patient's neck, chest, and waist.
6. Continue artificial respiration without interruption for two hours, or even longer, until natural breathing is restored, or till the Doctor comes.
7. KEEP PATIENT WARM during artificial respiration, with blanket or rug, or hot-water bottles, hot sand, hot salt, etc.
8. DO NOT GIVE LIQUIDS by mouth till the patient is fully conscious, when half a teaspoonful of Sal Volatile in a quarter glass of water may be given.
9. Rub arms and legs towards the heart, to restore circulation.



[16]

"Sanax" Products ARE MADE IN AUSTRALIA

By or under the supervision of
Qualified Chemists, from the
highest quality materials.
They are dependable
for the purposes
indicated on
labels.



THE SANAX COMPANY

Manufacturing Chemists
5 BRUNSWICK STREET
FITZROY, N.6
VICTORIA

THOS. URQUHART & SON PTY. LTD., MELB.