

P A R T S

OF

WESTINGHOUSE CANOPY

SWITCH FOR

TRAMWAY EQUIPMENTS.

Style No. 5409.

OF

WESTINGHOUSE

TYPE T.1.F.

TRAMWAY CONTROLLERS.

Catalogue Nos. 42654 and 29060.

Part Catalogue B. 6008.

The Prices herein supersede previous quotations, and are subject to change without notice.

Prices are F.O.R. Manchester.

For Discounts, apply to the nearest Branch Office. (See back page.)

Parts

-- OF --

**Westinghouse Canopy
Switch**

-- FOR --

Tramway Equipments.

Oct., 1906.

Style Nos. 5437 & 5409.

THE BRITISH
WESTINGHOUSE ELECTRIC & MANUFACTURING CO., Ltd.,
LONDON AND MANCHESTER.

WESTINGHOUSE CANOPY SWITCH

FOR

TRAMWAY EQUIPMENTS.

(STYLE No. 5437.)




FIG. 1.—CANOPY SWITCH COMPLETE.




FIG. 2.—CANOPY SWITCH WITH COVER OFF.

PARTS OF CANOPY SWITCH.

(STYLE No. 5437.)

STYLE NUMBER INDEX.

Style No.	Illustrated on page	List Price on page	Style No.	Illustrated on page	List Price on page
35.....	4	5	2779.....	4	7
49.....	4	7	2780.....	4	7
280.....	6	7	2781.....	6	7
344.....	4	7	2782.....	6	7
2762.....	4	5	2783.....	4	7
2763.....	6	7	2784.....	6	7
2764.....	4	5	2785.....	6	5
2765.....	6	7	2786.....	6	5
2766.....	6	7	2787.....	6	5
2769.....	4	7	2788.....	6	5
2770.....	4	5	2789.....	6	5
2771.....	4	5	3280 (shown as 2774 in Fig.)	4	5
2773.....	4	5	3301 (shown as 2767 in Fig.)	4	5
2775.....	4	5	3340.....	6	5
2776.....	4	5	3506 (shown as 2768 in Fig.)	—	—
2777.....	4	5	3838 (shown as 2772 in Fig.)	—	—
2778.....	6	7			

Oct., 1906.

Part Catalogue No. B 6008.

Canopy Switch, Style No. 5437, has now been superseded by Canopy Switch, Style No. 5409, which differs from the former in that the "on" and "off" positions of the switch lever are the reverse of those shown in Figs. 1 and 2. This alteration has been made in order that the direction of movement of the switch lever shall correspond with that of the Circuit-Breakers used in Westinghouse Tramway Equipments.

With the exception of the new Style Nos. given below, all the parts are the same in both old and new switches, so that—with the undermentioned alterations—this Catalogue may be taken to refer to both.

Old Switch, Style No. 5437.	New Switch, Style No. 5409.	Old Switch, Style No. 5437.	New Switch, Style No. 5409.
Part Style No.	Part Style No.	Part Style No.	Part Style No.
2787 superseded in new switch by	4202	2766 superseded in new switch by	4205.
2788 " " "	4203.	2778 " " "	4206.
2789 " " "	4204.	2781 " " "	4207.

The appearance of the new Part Style Nos. is fairly well indicated by the illustrations of the corresponding old ones.

The only alteration in price is that of Style Nos. 2787 and 4202, which should be 6/9 (page 5). The prices of the other new Style Nos. are the same as for the corresponding old ones.

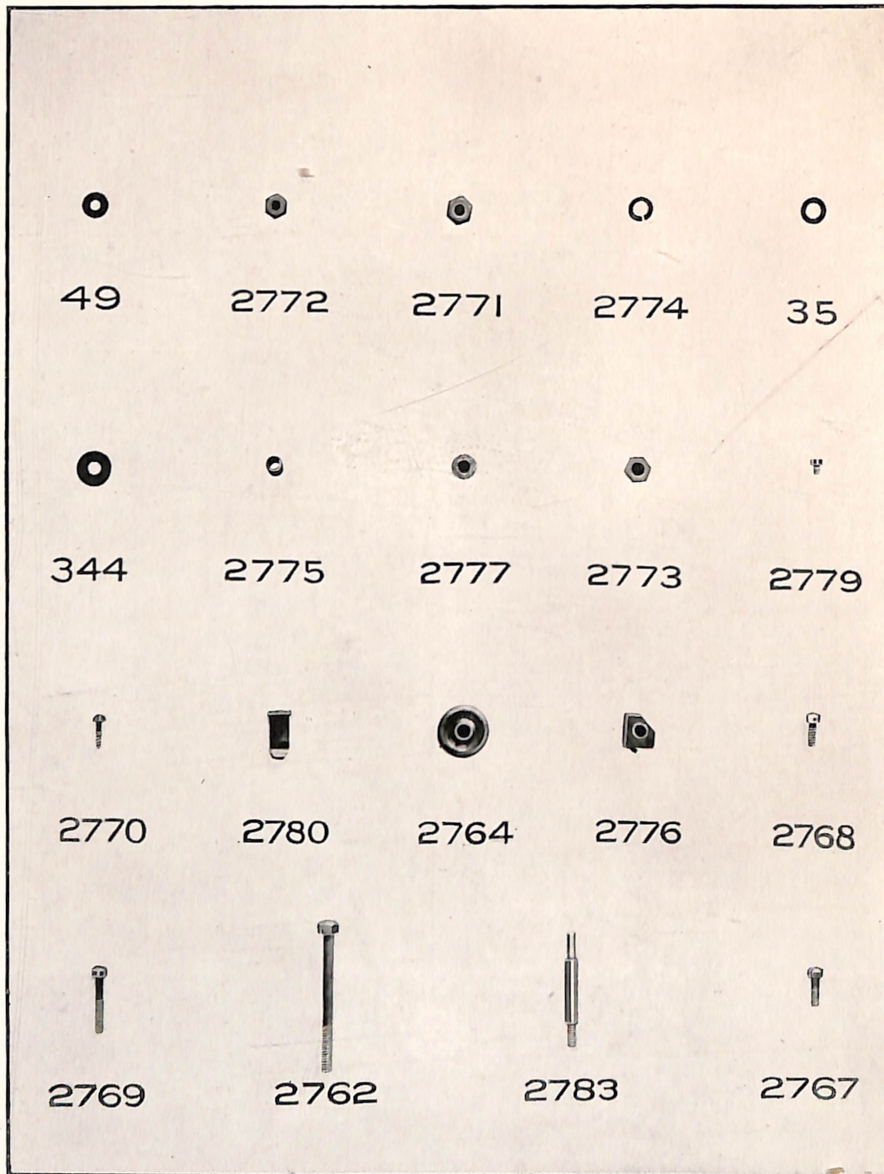


FIG. 3.

PARTS OF CANOPY SWITCH.

(STYLE No. 5437.)

Style No.	Number per Switch.		Price.		
			£	s.	d.
2787	1.	C. I. box with asbestos lining	0	4	9
3340	1.	Asbestos lining.....	0	0	3
2786	1.	Wooden cover	0	1	3
2770	1.	Screw for No. 2786, No. 10 x $\frac{3}{4}$ "per doz.	0	0	3
2762	3.	Tap bolt for assembling switch, $\frac{5}{16}$ " x $3\frac{3}{8}$ ".....per doz.	0	2	0
2771	3.	Nut for No. 2762, $\frac{11}{32}$ ".....per doz.	0	0	6
35	6.	Washer for No. 2762, $\frac{5}{16}$ "per doz.	0	0	3
3280	3.	Lock washer for No. 2762, $\frac{5}{16}$ "per doz.	0	0	5
2773	3.	Brass nut for No. 2762, special, $\frac{5}{16}$ ".....per doz.	0	2	3
2764	2.	Brass spacing block and catch	0	0	9
2775	2.	Brass spacing tube, $\frac{3}{8}$ " x $\frac{9}{16}$ "per doz.	0	1	6
2777	2.	Asbestos tube for No. 2775	0	0	9
2788	1.	Slate bottom piece (all holes counterbored), $6\frac{1}{8}$ " x $4\frac{3}{8}$ " x $\frac{3}{4}$ "	0	2	3
2789	1.	Slate top piece (three holes counterbored, one plain)	0	2	3
2785	1.	Slate terminal and contact base, $6\frac{1}{8}$ " x $3\frac{1}{8}$ " x $\frac{3}{4}$ ".	0	1	9
2776	2.	Brass spacing block	0	0	9
3301	2.	Screw for fastening No. 2776 to No. 2785, No. 14—24 x $\frac{3}{4}$ ".....each	0	0	4

Order by Style Number.




FIG. 4.

PARTS OF CANOPY SWITCH.—Continued.

(STYLE No. 5437.)

Style No.	Number per Switch.		Price.		
			£	s.	d.
2763	2.	Switch blades	0	1	6
2765	1.	Terminal, $1\frac{3}{8}'' \times 1\frac{3}{4}'' \times \frac{3}{4}''$	0	1	3
2766	1.	Terminal, $2\frac{1}{2}'' \times \frac{3}{4}'' \times \frac{3}{4}''$	0	1	3
2769	4.	Brass screw for fastening blades and terminals to base, No. 14—24 x $1\frac{1}{2}''$	0	1	6
3506	4.	Binding screws for Nos. 2765 and 2766, No. 14—24 x $\frac{5}{8}''$	0	0	4
280	1.	Handle with ferrule, screwed $\frac{3}{8}''$ —16 x $\frac{9}{16}''$	0	2	0
2778	1.	Switch lever with catch and contact jaws complete	0	7	6
2781	1.	Switch lever without catch and contact jaws	0	6	0
2780	2.	Spring clip on No. 2778	0	0	6
2783	1.	Pin for carrying No. 2778, $\frac{3}{8}'' \times 2\frac{7}{8}''$	0	0	3
2779	6.	Screw for fastening No. 2780 and 2782, No. 10—32 x $\frac{1}{4}''$	0	0	4
2782	2.	Spring switch jaw	0	1	0
344	2.	Brass washer for No. 2778, $\frac{9}{32}'' \times \frac{7}{8}''$	0	0	9
3838	1.	Nut for No. 2783, $\frac{1}{4}''$	0	0	4
49	3.	Washer for No. 2783, $\frac{1}{4}''$	0	0	3
2784	1.	Wooden barrier between blades of switch, $6\frac{1}{8}'' \times 3\frac{1}{8}''$	0	1	3

Order by Style Number.

The British Westinghouse Electric & Mfg. Co., Ltd.

This Company operates in the British Empire with the exception of Canada;
and also in Norway and Sweden.

Head Offices:

LONDON: Westinghouse Building, Norfolk Street, Strand, W.C.
Telegraphic and Cable Address:—"Multiphase, London." National Telephone:—No. 3261 Gerrard.
Codes used:—Westinghouse and Lieber.

Works:

MANCHESTER: Trafford Park.
Telegraphic and Cable Address:—"Westinghouse, Manchester." National Telephone:—No. 5222 Central.

Branch Offices:

	Telegraphic Address.	National Telephone No.
MANCHESTER	Haworths Buildings, 5, Cross Street. "Multiphase."	5237
GLASGOW.	Castle Chambers, 65, Renfield Street. "Multiphase."	Central. 1098
NEWCASTLE- ON-TYNE	Collingwood Buildings, Collingwood Street. "Multiphase."	Argyle. 568
CARDIFF	102, St. Mary Street. "Multiphase."	1370
SHEFFIELD	Market Place Buildings. "Multiphase."	3602
BIRMINGHAM	Central House, New Street. "Multiphase."	2540
BELFAST	Scottish Providence Buildings, 7, Donegal Square. "Multiphase."	537

Colonial Agents:

For Australia, New Zealand and Tasmania:—
 SYDNEY NOYES BROS., 109, Pitt Street.
 MELBOURNE NOYES BROS., 15 and 17, Queen Street.
 DUNEDIN NOYES BROS., 1, Crawford Street.
 PERTH NOYES BROS., 75, Barrack Street.
 BRISBANE NOYES BROS., 45, Adelaide Street.
 For India, Upper and Lower Burmah and Island of Ceylon:—
 CALCUTTA JESSOP & CO., Ltd., 93, Clive Street.
 For South Africa:—
 JOHANNESBURG C. C. GEORGE & CO., Box 1934.

Foreign Companies:

WESTINGHOUSE ELECTRIC & MFG. CO.,
PITTSBURG, PA., U.S.A.
for North America, South America (except British and French Possessions),
Cuba, Puerto Rico, Hawaiian Islands, Philippine Islands, China (except British
Possessions and Dependencies) and Japan.
 CANADIAN WESTINGHOUSE CO., LIMITED,
HAMILTON, ONT.,
for Canada.
 SOCIÉTÉ ANONYME WESTINGHOUSE,
LE HAVRE, 2, Boulevard Sadi Carnot,
for France, Belgium, Spain, Portugal, Holland, Switzerland, Italy, their
Colonies and Countries under their protectorate.
 WESTINGHOUSE COMPANY, LIMITED (Electric Department),
ST. PETERSBURG. Head Office: Nevsky Prospect No. 11,
for the Russian Empire in Europe and Asia.
 WESTINGHOUSE ELECTRICITÄTS-ACTIENGESELLSCHAFT,
BERLIN, N.W., 51, Dorotheenstrasse,
for Germany, Austria-Hungary (including Bosnia and Herzegovina), the Balkan
States, Greece, Turkey in Europe and Turkey in Asia.

