

GEELONG TRAMWAYS. TRUCK FITTINGS & SPARE PARTS. SECTION 4, SUBSECTION 7.

- T7-7798. Standard axle for tramcars. MMTB blue-print 983. 25-10-22.
- T7-7797. Arrangement of 33in. wheels & axles. MMTB B-print 1111. 10-7-22.
- T7-7813. Spring pad for wide wing axle box Brill 21E. 23-5-52.
- T7-7812. Spring pad for narrow wing axle box Brill 21E. 22-5-52.
- T7-7811. Body spring seat adapter for use on Brill 22E truck with Brush 22E truck body springs. 24-4-52.
- T7-7810. Body spring cap adapter for use on Brill 22E truck with Brush 22E truck body springs. 28-4-52.
- T7-7809.  $\frac{1}{2}$  ball brake hanger link for driving wheel. Brill M.T. 22E. 3-7-51.
- T7-7808. Wear cups for  $\frac{1}{2}$  ball brake hanger links for single and double bogie trucks. 12-2-52.
- T7-7807. Spring for Westinghouse compressor governor. 22-7-52.
- T7-7806. Axle box outer spring - driving wheels - Brill M.T. 22E. 10-4-51.
- T7-7805. Axle box inner spring - driving wheels - Brill M.T. 22E. 17-4-51.
- T7-7804. Body spring - Brush M.T. 22E. 21-9-51.
- T7-7803.  $\frac{1}{2}$  ball hanger links for single truck cars. 23-6-49.
- T7-7802. Modified jointing - side and end frames 22E Brill M.T. (using over-size wheels). 1-9-52.
- T7-7801. M.T. trucks 22E brake hanger bracket (driver) MMTB blue-print R4005. 5-10-34.
- T7-7800. Castings for brass bearings for armatures of Westinghouse 45 h.p. traction motors. Blue-print. 14-8-44.
- T7-7799. Compression spring post and block for M.T. truck 22E. 14-2-52.
- T7-7796. Westinghouse 225 adjusting collar for MMTB cars. 10-4-52.
- T7-7793. The Ackley adjustable brake. Gear ratio size with drum to wind 8in. of chain. Plan looking underneath. End and side elevations. Blue-print supplied by The British Ackley Brake Co., Westinghouse Buildings, Norfolk Street, Strand, London, W.C. 19-12-1910.
- T7-7792. Single type truck - details of brake forgings. MMTB Blue-print no. 978. 26-10-22.
- T7-7791. Type "B" diaphragm foot valve assembly. Westinghouse Brake Co. Blue-print no. SMI-903.
- T7-7790. Journal bearing - pony wheel M.T. truck Brill 22E. Blue-print. 5-7-48.
- T7-7789. "Brush" M.T. motor suspension angles and check bars for G.E.201G. motors. MMTB Blue-print R3074. 19-8-30.
- T7-7788. Suggested method of attaching vertical levers to automatic slack adjusters. Westinghouse Brake Co. Blue-print SM644. 25-9-29.
- T7-7787. Single four-wheeled truck. P&MTT. Blue-print DWG116. Shows type "A" and "B" side elevation and plan.
- T7-7786. M.T. truck 22E centre for 33in. driver wheel. 27-8-48.
- T7-7785. Air sanding device for tramway use. (Diagrams of connections). Westinghouse Brake Co. Blue-print I-270. 14-8-11.

- T7-7784. M.T. truck 22E. End frame & release spring bar. MMTB blue-print R4012. 10-10-34.
- T7-7783. Truck for proposed electric car - sketch showing side sills, heights of steps etc. Perry Engineering Co. blue-print no. 1022. 7-4-24.
- T7-7782. Axle A.S.S. no. E18, class "U" Aust. standard 40ft. flat bogie wagon Commonwealth Land Transport Board blue-print no. W44/1. 6-4-43.
- T7-7781. M.T. truck 22E. Lateral wearing plate. MMTB blue-print R3985. for C.W.5 car. 24-1-28.
- T7-7777. Parts of Brill single motor truck no. 22. (Catalogue).
- T7-7774. M.T. truck 22E. Side bearing wearing plate. 19-12-47.
- T7-7773. Standard pony axle. MMTB blue-print R3755. 22-4-47.
- T7-7772. Diameters for new centres 28in. finished. MMTB blue-print 991. 2-11-22.
- T7-7771. Brake rods for M.T. truck 22E. MMTB blue-print R2742. 5-10-29.
- T7-7768? No. 21E single trucks brake release spring for cars 190, 191, 192, 193, 196, 197, 198, 199, 200. MMTB blue-print R3926. 21-9-34.
- T7-7769 Wheel centre for 20in. pony wheel, cast steel. 2-12-47.
- T7-7768. 4in. car axle for solid gear WH. 225. MMTB Blue-print 919. 19-10-21.
- T7-7766. M.T. truck 22E. Brake hanger link (driver). MMTB b-print R4106. 24-1-34.
- T7-7776. 33in. wheel brake shoe pattern no. 160 for 21E and 22E trucks. MMTB blue-print R3042. (Holder R3995). 12-7-30.
- T7-7775. Driver brake shoe holder "Brush". Pattern no. 113. MMTB blue-print R3995. 28-11-34.
- T7-7765. Pony brake shoe holder "Brush". Pattern no. 103. MMTB b-print. 12-11-34.
- T7-7754. Pony wheel brake shoe. Pattern no. 159. MMTB blue-print. 12-7-30.
- T7-7753. M.T. truck 22E. Truck lever (live). MMTB blue-print R2660. 24-1-35.
- T7-7752. Body spring M.T. car class "C" Brush trucks. MMTB b-print R2874. 20-12-29.
- T7-7751. M.T. truck 22E. Compression spring post and block. MMTB blue-print R3947. 11-12-34.
- T7-7764. Brake diagram M.T. truck class "C". MMTB blue-print R1333. 8-7-24.
- T7-7763. Pinion for G.E. 201G. motors. MMTB blue-print R1353. 13-6-47.
- T7-7762. Arrangement of 20in. pony wheels and axle. 2-12-47.
- T7-7761. Brake diagram-combination cars classes A,B,H,J,M. MMTB blue-print R1371. 11-8-24.
- T7-7760. 20in. pony tire. 17-11-47.
- T7-7749.  $4\frac{1}{2}$  - 5in. standard axle for tramcars. MMTB blue-print 983. 25-10-22.
- T7-7759.  $4\frac{1}{4}$  - 5in. axle for M.T. truck. MMTB blue-print R1077. 7-4-23.
- T7-7755. Connection diagram. G.E. 201 motors & K36JR controllers. G.E. 203 motors & K36J controllers. MMTB blue-print R1756. 21-5-26.
- T7-7747. Wheel centre for 20in. pony wheel. MMTB blue-print. 14-7-23.
- T7-7746. M.T. truck 22E brake hanger link (pony). MMTB b-print R4002. 3-10-34.

- T7-7745. 22E truck (Brush M.T.) compression post springs. 19-4-48.
- T7-7750. MMTB Westinghouse 225 gear-wheel. 69 teeth. Blue-print R103. 30-10-30.
- T7-7743. Straight air brake equipment with self-lapping type brake valve (diagrammatic). WH. brake Co. of Aust. drawing M326. Letter too 6-1-31.  
? Blue-print of radiax truck. Drawing no. 9869. G.12.
- T7-7742. Wheel & axle for Aust. Standard 40ft. flat bogie wagon. Commonwealth Land Transport Board blue-print W1/2. 20-10-42.
- T7-7741. Long wheel base (8ft.) single truck. Patent no. 7231 08. Brush Electrical Engineering Co. Ltd. blue-print 3 2256N.
- T7-7740. Pony axle box details. MMTB blue-print 1112. 10-7-23.
- T7-7739. M.T. truck 22E (Brush), General arrangement. MMTB b-print R3917.30-5-36.
- T7-7738. M.T. truck 22E (Brill), side frame. MMTB b-print R4050. 20-11-34.
- T7-7737. Axle box for single type truck. MMTB b-print 989. 2-11-22.
- T7-7736. M.T. truck 22E (Brill). Gen. arrangement. MMTB b-print. R3955. ?
- T7-7735. BRILL M.T. truck - nose suspension rubber seat for G.E. 201G motors. MMTB blue-print R2190. 19-6-28.
- T7-7734. Motor suspension bar on truck. BRUSH Electrical Engineering Co. Ltd., Falcon Works, Loughborough, blue-print 23992Nab. 7-12-10.
- T7-7733. Wheel & track brake for trailer cars. Brush Electrical Engineering Co. Ltd., blue-print no. 23901N. 23-11-10.
- T7-7732. Form "U" automatic slack adjuster. The American Brake Co., St.Louis, MO. Plan no. D-2749 was supplied 31-8-31.
- T7-7731. Brake shoe for use on Brill and Brush trucks. Pattern no.189. 22-9-44.
- T7-7730. M.T. truck 22E brake spreader bars and connecting rod. 2-10-34.
- T7-7729. M.T. truck 22E centre for 33in. driver wheel. 27-8-48.
- T7-7728. M.T. truck 22E pinion for G.E. 201G motor. 18-11-48.
- T7-7727. M.T. truck 22E  $4\frac{1}{4}$ -5in. axle for 33in driver wheels. 27-8-48.
- T7-7726. M.T. truck 22E 33in. driver wheel tyre. 27-8-48.
- T7-7725. M.T. truck 22E side bearing wearing plate. 19-12-47.
- T7-7724. Arrangement for 20in. pony wheels and axles. 2-12-47.
- T7-7723. Wheel centre for 20in. pony wheel, cast steel. 2-12-47.
- T7-7722. 20in. pont tyre. 17-11-47.
- T7-7721. Sketch showing proposed arrangement of partial Safety Car Equipment for Geelong Tramways. WH. Brake Co. drawing no. SM715. YES.
- GE-T7-7720. Side frame M.T. truck 22E (Brush). 23-8-54.
- GE-T7-7719A. M.T. 22E truck brake gear. Detail of bridle connecting rod.22-6-54.
- GE-T7-7718. Brake hanger bracket for pony wheel-M.T. truck. 6-5-54.
- GE-T7-7717. Pony brake shoe holder (Brush M.T. truck). 26-1-54.
- GE-T7-7716A. Brake adjuster spring - double bogie trams. 15-9-53.
- GE-T7-7715. Brake hanger bracket support. Cars 16 to 23. 30-7-53.

GEELONG TRAMWAYS. TRUCK EQUIPMENT & PARTS. SECTION 4, subsection 7.

- GE-T7-7714. Brake beams no's. 1 & 2 ends. Cars 16 to 23. 22-7-53.
- GE-T7-7713. M.T. trucks-method of weight adjustment-driving & pony wheels. 1-4-53.
- GE-T7-7712. Compression post spring for Brush M.T. truck 22E. 30-3-53.
- GE-T7-7711. Journal box spring. Arrangement & detail Brush truck. 3-3-53.
- GE-T7-7710. Body spring post bushing M.T. trucks, Brush & Brill. 14-8-52.
- GE-T7-7709A. Radiax truck. Details of King pin casting. 10-7-52.
- GE-T7-7708. M.T. truck 22E. Brake hanger link (driver) Blue-print. 27-2-52.
- GE-T7-7707. M.T. truck 22E. Brake hanger brackets (Driver). 26-2-52,
- GE-T7-7706/2. Single type truck. Detail of brake forgings, 44 & 35. 22-2-52.
- GE-T7-7706/1. Single truck type. Detail of brake forgings, 51 & 50. 22-2-52.
- GE-T7-7706. Single type truck. Detail of brake forgings, 48 & 42. 22-2-52.
- GE-T7-7705. Brill M.T. truck-nose suspension rubber seat for G.E. 201G. motor. 14-2-52.
- GE-T7-7704. Brush M.T. truck-motor suspension angles & chech-bars for G.E. 201G. motor. 13-2-52.
- GE-T7-7703. M.T. truck 22E. Brake hanger link (pony & driver). 11-2-52.
- GE-T7-7701. M.T. truck 22E. Compression spring post & block. 5-2-52.
- GE-T7-7700. M.T. truck 22E. End frame & release spring bar. 1-2-52.
- GE-T7-7699. M.T. truck 22E. Truck lever (live). 30-1-52.
- GE-T7-7698. No. 21E single truck. Brake release spring. 24-1-52.
- GE-T7-7697. M.T. car class "C". Body spring for Brush trucks. 22-1-52.
- GE-T7-7695/1. M.T. trucks. Method of weight adjustment on wheels-Brill trucks.
- GE-T7-7695. Ditto. As above -Brush trucks.
- GE-T7-7694B. Top wearing plate-side bearing-Brill 22E. 6-11-51.
- GE-T7-7693. Thrust collar for 4 $\frac{1}{4}$ in. axle-Brill 22E. 12-1-51.
- GE-T7-7692/2. Bogie driving axle dust collar. 1-11-50.
- GE-T7-7692/1. Machining of Brush wheel centre casting. 6-11-50.
- GE-T7-7692. Arrangement of driving axle-Brill 22E-using Brush wheel centres. Blue-print & tracing. 14-7-50.
- GE-T7-7691. Driving axle-Brill 22E. truck. 30-2-50.
- GE-T7-7690. Body coil spring-Brill 22E. truck. 17-3-50.
- GE-T7-7689. Brake rigging-Brush trucks for cars no's. 1 to 10. 10-10-49.
- GE-T7-7688/3A Standard pony axle. 1-9-49.
- GE-T7-7688/2 20in. pony tire. 28-9-49.
- GE-T7-7688/1 Wheel centre for 20in. pony wheels-cast steel. 7-9-49.
- GE-T7-7515/2 Arrangement of 20in. pony wheels & axle. 2-12-47.
- GE-T7-7688B. 20in. pony wheels & axle arrangements. 22-8-49.

ar  
set  
  
6in.

Section 4, subsections ~~1,2,3~~  
GEEELONG TRAMWAYS. 1/ Rail drawings.

- T3-6745. 88lb. Lorain rail section. (Note:- This is in the T1 section).  
T1-6275. Offsetts for bending Allen & Co's. No. 3 spiral transition. 11-7-17.  
T1-6274. As above.  
T1-6272. Offsetts for rail-bending 10ft. chords.



SECTION 4, subsections 3,4,5 & 6. Drawings of track sections &

- T3-6767. Tram per-way screw spike & lug for holding rail. other ancillary items.  
T3-6766. B.S.S. 96lb. 1c rail. 3-8-55.  
T3-6765. 87lb. tram rail. 3-8-55.  
T3-6764. 83lb. tram rail. 3-8-55.  
T3-6763. 90lb. tram rail. 3-8-55.  
T3-6762. 70lb. tee rail. 3-8-55.  
T3-6761. 80lb. tee rail. B.H.P. Sec. 801. 3-8-55.  
T3-6760. 80lb. tee rail. B.H.P. Sec. 803. 3-8-55.  
T3-6759. Grooved rail & fish plates (inner & outer). Melb.& Adel. Blue print.'26.  
T3-6758. Rail section 102'06lbs. Kincaid, Waller, Manville and Dawson, Saint Stephens House, Westminister, S.W.1. 8-26.  
T3-6757. Detail of fish bolt. Nuts & bolts drawing. 19 - 20.  
T3-6756. Dimensions of fish plate. 80lb. rail section.  
T3-6755. Dimensions of B.H.P. section 80lb. tee rail.  
T3-6754. Detail of fish bolt for 60lb. rail.  
T3-6753. B.S. no.1 and fishplates with welding lip. Messrs Dorman, Long & Co., Ltd., Acklam Iron & Steel Works, Middlesborough. 10-2-1927.  
T3-6752. Joggle and fish plates for 90lb. Lorain and 80lb. B.H.P. tram rails. 22-2-52. Bendigo branch.  
T3-6751. Cast Manganese steel switch tongue for tram-tracks. 300ft. radius Equilateral, 8ft. 6in. long. 1-12-52.  
T3-6750. Cast Manganese steel switch tongue for tram-tracks. 150ft. radius to right, 10ft. 0in. long. 2-12-52.  
T3-6749. Cast Manganese steel switch tongue for tram-tracks. 200ft. radius to left, 9ft. 6in. long. 2-12-52.  
T3-6748. Detail of heel of cast steel switch tongues shewing adjusting mechanism for wear. Blue-print. 30-10-25.  
T3-6747. Fishplate & bond rail section. Hadfields Steel Foundry Co. Ltd., Sheffield. 5-10-12.  
BA-T3-6747/1A. Switch operating mechanism--helical compression spring. 18-9-50.  
T3-6746. B.S. no.1 & fish plates with welding lip-96lb. Messrs Dorman, Long & Co., Ltd., Blue-print.  
T3-6744. Details of specifications for rail section B.S.S. no.1, fish plates & tie rods. Hadfields Ltd., Sheffield, "Era" Manganese Steel. Blue-print. 21-7-21. Australian Agents:- Horrocks Roxburgh Pty. Ltd., Sheffield House, 519 Little Collins Street, Melbourne.

GEEELONG TRAMWAYS. SECTION 4, subsections 3,4,5 & 6.  
Drawings of track sections & other ancillary items. 2/



- T3-6743. Grooved rail and fishplates. 102'73lbs. 12-10-43.
- GE-T3-6742. Saddle for B.H.P. 80lbs. rail. 12-6-53.
- T3-6741. British Standard Tramway Rails and Fishplates - Track section - Detail of rail joint showing double bonding with "Protected" rail bonds and tie-bars. "B.S." section no.1,90lbs. per yard. "B.S." section no. 1c, 96lbs per yard for use on curves.
- T3-6740. Bolts for fish and guard plates 80lbs. rail (no. 801). Whitworth threads. 21-10-41.
- T3-6739. B.S. section no. 1 - 90lbs. straight track. B.S. section no. 1c - 96lbs per yard for use on curves. Black-print. 22-3.
- GE-T3-6738. M.S. fabricated saddle for B.S. no's 1 & 1c and B.H.P. 80lbs. rails. 16-9-53.
- GE-T3-6737/5. Fabricated Girder rail cross. Details of sole plate. 8-9-52.
- GE-T3-6737/4. Moorabool & Ryrie St. intersection. Fabricated girder rail cross, details of corner fish-plates. 16-9-52.
- GE-T3-6737/3. Fabricated girder rail cross. Details of rails. 8-9-52.
- GE-T3-6737/2. Ditto. Ditto. Details of through rails & joints of rails. 8-9-52.
- GE-T3-6737/1. Fabricated girder rail cross assembly. 29-8-52.
- GE-T3-6737. Tramway crossing at intersection Ryrie & Moorabool Streets. Details of sleeper layout. 16-9-52.
- GE-T3-6735. 80lbs. tee rail. Section 801. 23-8-41.
- GE-T3-6734. 88lbs. Lorain rail section with fish-plate holing. 3-8-35.
- GE-T3-6733. Reconstruction of Ballarat & Bendigo tramways. Rail joint -B.H.P. section no. 80lbs. and Lorain section no. 348 (Ballarat "A" type). 23-9-34.
- GE-T3-6732. Reconstruction of Ballarat & Bendigo tramways. Comparison of B.H.P. rail with B.S.S. no. 1 rail. 8-8-34.
- GE-T3-6731. Cast steel fish-plates no. 1 and no. 1c B.S.S. tramway rails. 8-8-34.
- GE-T3-6730. Tongue for Hadfield left-hand 100ft. radius switch. 26-6-33.
- GE-T3-6729. No. 1 B.S.S. tramway rail. 17-6-33.
- GE-T3-6727. Melb. & Adel. grooved rail and fish-plates. 102'06. 7-26 & 1-11-26.
- GE-T3-6725. Drilling plan of B.H.P. Co. Ltd. tee head rail. 11-1-22.

SECTION 4 - Subsections 1 & 2.

- T1-6284. Junctions at Ryrie and Moorabool Streets. Hadfields BLUE PRINT. 20-12-1910.
- T1-6283. Junctions at Malop and Moorabool Streets. Hadfields BLUE PRINT. 27- 9-1910.
- T1-6282. Loop, Malop and Mercer Streets. 30-6-27.
- T1-6281. Junction Ryrie and Garden Streets. 20-7-21. Hadfields.
- T1-6280. Standard loop end - Right hand. 16-9-10.
- T1-6279. Car shed. United States Steel Products. Feb. 13th. 1911, revised March, 6th. 1911.
- T1-6278. Standard Right Hand Crossover, 10ft. centres. 26-6-23.
- T1-6277. Standard loop ends, Right Hand.
- T1-6276. Prelim. sketch for quotation purposes. 7-12-26.
- T1-6273. Equilateral loop, Autumn and Maitland Streets.
- T1-6271. Left and Right Hand. 3-2-22.
- T1-6270. Prelim. sketch. 3-12-26.
- T1-6269. Standard loop end. Left & Right hands. R.H. = Moorabool Street near Adolphi Street. L.H. Malop Street near Moorabool Street; Ryrie Street near Moorabool Street. 20-9-10. 21-12-10.
- T1-6268. Standard loop end. Left and Right hands.
- T1-6267. Standard loop end. Left hand 11ft 6in. centres. Right hand 11ft. 6in. Right hand 10ft. 0in.
- T1-6266. Single junction-Pakington & Aberdeen Streets }  
 Aberdeen & Pakington Streets } 16-9-10 & 7-12-10.  
 Moorabool & car shed } ✓
- T1-6265. Standard loop end - Right hand. 7-12-10.  
 Loop at Aphrasia & Pleasant Streets )  
 Railway terminus ) - 10ft. centres.  
 Aberdeen and Pakington loop )  
 Bastard Equilateral turnout  
 Aphrasia and Pleasant Streets )  
 Newtown terminus )  
 Pakington loop ) -- 10ft.centres.  
 Church Street terminus )
- T1-6264. Corners of Aphrasia and Pakington Streets. 
- T1-6263. Aphrasia and Pleasant Streets. 
- T1-6262. Malop and Moorabool Streets corners.
- T1-6261. West Geelong terminus with part proposed extension to North Geelong.
- T1-6260. Wharf terminus layout.
- T1-6259. Corner Moorabool and Ryrie Streets.
- T1-6258. Corner of Pakington & Retreat Sts....Retreat & Pleasant Streets.
- T1-6257. Track to Power Station and Corio Terrace.

- T1-6256. Newtown & Chilwell terminus.  
 Railway Station                   "  
 South Geelong                   "
- T1-6255. Track details. Side Turnout. "Y" Terminus. Diamond Turnout. "Y" Terminus (diamond turnout).
- GE-T1-6254. Before and after widening track location at Ormond Road.
- GE-T1-6253. Track location. High St. Belmont. Before & after.
- GE-T1-6251. Proposed 3rd. track Corio Street Depot. 12-10-47.
- GE-T1-6250. Layout of tracks 3, 4 & 5 at Depot.
- GE-T1-6249. Equilateral loop.
- GE-T1-6248. Eastern Beach terminus. 21-9-43.
- GE-T1-6247. Proposed widening of Aphrasia St.-Newtown-relocation of track between Pakington & Pleasant Streets. 22-9-47.
- GE-T1-6246. Alteration to loop end corner of High St & Mt. Colite Rd.
- GE-T1-6245. Curve at Depot entrance. 8-3-40.
- GE-T1-6244. Reverse curve at Depot entrance. 22-1-40.
- GE-T1-6243. Curve at corner of Moorabool St. & Corio terrace. 12-1-40.
- GE-T1-6236. Northern approach to Barwon Bridge. 22-12-33.
- GE-T1-6235. New position of Ormond Road loop. 20-9-32.
- GE-T1-6234. Trackwork at junction of Aberdeen & Pakington Streets. 31-3-47.
- GE-T1-6233. Alteration to curve at intersection of Moorabool & Ryrie Sts. Layout & details of diamond crossings in Ryrie St.
- GE-T1-6232. Alterations to curve at intersection of Moorabool & Ryrie St.
- GE-T1-6231. Proposed loop in High Street, Belmont. 9-1-30.
- GE-T1-6230. Extension of Balliang Street loop at Barwon Terrace.
- GE-T1-6229. Extension of double track in Ormond Road to McKillop St.
- GE-T1-6228. Location of proposed loop in Corio Terrace for shunting cars. 10-1-29.
- GE-T1-6226A. Trackwork at corner of Glenleith Avenue & Melbourne Rd.
- GE-T1-6225. North Geelong extension. Curve at intersection of Bell Parade and Melbourne Road.
- GE-T1-6224. Standard loop ends - 300ft. radius.
- GE-T1-6223. Belmont extension, curve at intersection of Colac Road and Mount Colite Road.
- GE-T1-6222. Chilwell extension. Made up cross for single junction at Aphrasia Street.
- GE-T1-6221. Belmont extension, curves on approaches to Barwon Bridge.
- GE-T1-6220/1 Junction Chilwell track and existing track.
- GE-T1-6220. Junction & loop + curve Newtown & Chilwell divergence at Fire Station. 9-8-26.
- GE-T1-6219. Curve at corner of Glenleith Ave. & Melbourne Rd. 27-7-26.



- GE-T1-6218. Corner of Latrobe Terrace and Glenleith Avenue. 27-7-26.
- GE-T1-6217. Corner of Mercer Street and Latrobe Terrace. 28-6-26.
- GE-T1-6216. Equilateral loop.
- GE-T1-6215. Corner of Malop and Mercer Streets.
- GE-T1-6214. Corner of Malop and Mercer Streets. 5-5-26.
- GE-T1-6213. Depot tracks 3, 4 and 5. 27-9-23.
- GE-T1-6212. Standard crossovers. Left and right hands.
- GE-T1-6211. Ryrie Street duplication. Temporary crossover. 16-4-23.
- GE-T1-6210. Left hand and Right hand turnouts.
- GE-T1-6209. Standard crossover, right hand, 10ft. centres.
- GE-T1-6208. Standard loop ends. Right  Left 
- GE-T1-6207. Corner Ryrie and Garden Streets.
- GE-T1-6206. Curve intersection of Ryrie and Garden Streets.
- GE-T1-6205. Ormond Road curve.
- GE-T1-6204. Ormond Road and Garden Street curve.
- GE-T1-6203. Position of Guard rails on curves.
- GE-T1-6202. Plan showing proposed track over Barwon Bridge. 7-4-22.
- GE-T1-6201. Reconstruction of Ryrie and Aberdeen Streets curve.
- GE-T1-6200. Curves at corner of Garden Street and Ormond Road. 27-1-22.
- GE-T2-6483. Drainage at East Geelong. 21-3-23.
- GE-T2-6492. Track construction. Details of concrete blocks. 30-7-50.
- GE-T2-6490. Bolting down tram rails over railway bridge in Mercer Street. 13-7-28.
- GE-T2-6489. Track drain outlet - East Geelong. 11-6-48.
- GE-T2-6488. Track reconstruction Ballarat and Bendigo.
- GE-T2-6487. Geelong Per-way. Form of construction. ~~25-2-30~~ 25-2-30.
- GE-T2-6486. Experimental concrete blocks, East Geelong. 8-1-27.
- GE-T2-6485. North Geelong. Per-way construction details.
- GE-T2-6484. Duplication of track in Ryrie & Moorabool Streets. Rail levels specified by City Surveyor. 16-3-23.
- GE-T2-6482. Concrete stringer construction. 2-2-23.
- GE-T2-6481. Concrete stringer construction. 21-2-23.
- GE-T2-6480/1. Cross section of per-way using 90lb. girder rail BSS No. 1 section supplied by United States Steel Products Co. 4-1-23.
- GE-T2-6480. Blue print of above. 21-2-23.
- GE-T2-6479. Track construction over Barwon Bridge. 29-8-22.
- GE-T2-6478A. Track drain box and silt pit. 10-5-22.

- GE-T2-6477. Tee rail construction details showing silt pit. <sup>4/.</sup> 9-4-22.  
 GE-T2-6475. Details of track and rail drain box. 28-7-15.

## SECTION 4. Sub-sections 3, 4, 5 and 6.

- GE-T3-6737/5. Fabricated Girder rail cross--details of sole plate. 8-9-52. \*
- GE-T3-6737/4. Moorabool and Ryrie Sts. intersection. Fabricated Girder rail crossing--details of corner fishplates. 16-9-52. \*
- GE-T3-6737/3. Fabricated Girder rail crossing. Details of rails. 8-9-52. \*
- GE-T3-6737/2. Fabricated girder rail crossing. Details of rails, and details of through rails and joints of rails. 8-9-52. \*
- GE-T3-6737/1. Fabricated girder rail crossing assembly. 29-8-52. \*
- GE-T3-6737. Tramway crossing intersection of Moorabool and Ryrie sts. Sleeper layout. 16-9-52. \*  
 \*See rail roster.
- GE-T3-6728. North Geelong extension. Tramway and Railway crossing Melbourne Road. 10-9-29.
- GE-T3-6726. Made-up girder rail crossing 15-6-22.
- GE-T4-7031. Autumn Street loop.
- GE-T4-7029. Proposed extension of loop in Pakington Street.
- GE-T4-7027. Transfer plan of Melbourne Road. Bell Parade to Victoria Street. Traced from plan supplied by Urbahns, Jacobs and Urbahns. 30-4-28.
- GE-T4-7026. Tramway extension to East Geelong from Moorabool Street to Boundary Road. Construction commenced, 27-4-22.
- GE-T4-7025. Tramway extension as above.
- GE-T4-7024. Tramway extension as above.
- GE-T4-7023. Parish of Moorpanyal. Traced from plan supplied by Urbahns, Jacobs and Urbahns--30-4-28. Princes Highway-Victoria Street to near McLeod Street. (North Geelong).
- GE-T4-7022. Route gradients, Ryrie Street at Bellarine Street.
- GE-T4-7021. Highway regrading. Ryrie Street at Yarra Street.
- GE-T4-7020. New rails to be laid--Autumn St. & Maitland St. loops in ~~Autumn St.~~ Pakington Street. 17-8-26.
- GE-T4-7018/4 to GE-T4-7018. Detailed route plan East Geelong track.
- GE-T4-7017. Proposed extension to North Shore. 9-10-41.
- GE-T4-7016. Barwon bridge; Southern approach tramway track levels. 7-4-41.
- GE-T4-7015. Location of NORTH tram terminus. 13-3-41.
- GE-T4-7014. Tramway construction record plan. Wharf to McKillop St. Depot to Moorabool St. Moorabool St. to Railway Station. 24-2-31.
- GE-T4-7013. Tramway construction plan. Garden St. to Humble St. 24-2-31.
- GE-T4-7012. Tramway construction plan. Aberdeen St. to Church St. 24-2-31.
- GE-T4-7011. Ditto. Aphrasia Street to Fyans Street. 24-2-31.

- GE-T4-7010. Tramway construction record plan. Pakington St. to Shannon Ave.
- GE-T4-7009. Ditto. Mt. Colite Road to Roslyn Road. 24-3-31.
- GE-T4-7008. Ditto. McKillop St. to Mt. Colite Road. 24-3-31.
- GE-T4-7007. Ditto. Myers St. to Boundary Road. 24-3-31.
- GE-T4-7006. Ditto. Moorabool St. to Myers St. East Geelong.
- GE-T4-7005. Ditto. Moorabool St. to Aphrasia St. 24-3-31.
- GE-T4-7004. Ditto. Glenleith Avenue to Separation St.
- GE-T4-7003. Ditto. Malop St. to Glenleith Ave. 24-3-31.
- GE-T4-7002. Extension to North end of loop at Retreat Road and alteration to curves at junction. Obstruction plan. 20ft.=lin.
- GE-T4-7001. Extension to North end of loop at Retreat Road and alteration to curves at junction. Obstruction plan. 80ft=lin.
- GE-T4-7000. Ryrrie Street extension. Longitudinal section shewing route gradients. 16-7-30.
- GE-T4-6999. Ryrrie Street extension obstruction plan. 1-5-30.
- GE-T4-6998. Ryrrie Street extension. 4chns.= lin. 1-5-30. Ext. not evident.
- GE-T4-6997. Ryrrie Street extension. Tracks not drawn at all although legend states-Red existing tramways, blue proposed. 6-1-30.
- GE-T4-6996A. Balliang Street loop. Moorabool St. at South Geelong. 20-3-51.
- GE-T4-6995. Belmont extension obstruction plan. 5-7-27.
- GE-T4-6994. Belmont extension obstruction plan. 11-7-27.
- GE-T4-6993. Chilwell extension obstruction plan from Aphrasia to Fyans Sts. 3-3-27.
- GE-T4-6992. Chilwell extension obstruction plan. 15-7-26.
- GE-T4-6991. Belmont extension route gradients. 6-12-25.
- GE-T4-6990. Belmont extension from Barwon Terrace to King Street. 3-12-25.
- GE-T4-6988. Proposed rail levels Corio Street crossing. 24-11-24.
- GE-T4-6987. Chilwell extension route gradients (original). 23-10-24.
- GE-T4-6986. Chilwell extension "r.g." 4chns. = lin. 22-10-24.
- GE-T4-6985. Per-way details. 9-2-24.
- GE-T4-6984. North Geelong route. Per-way details. Type of construction. 9-2-24.
- GE-T4-6982. Cross sections of roadway in Aberdeen St. adjacent to Pakington st. showing track levels in connection with double crossover. 16-8-23.
- GE-T4-6981. North Geelong extension obstruction plan between Latrobe Terrace and The Terminus. 2-8-23.
- GE-T4-6980. North Geelong extension obstruction plan between Malop Street and Glenleith Avenue. 2-8-23.
- GE-T4-6979. North Geelong extension longitudinal section showing route gradients. 3-7-23.
- GE-T4-6978. Drainage of East Geelong track in Garden Street area. 26-10-22.
- GE-T4-6977. As above between Swanston and Garden Streets. 25-10-22.

GEEELONG 6/ Track plans.

GE-T4-6978. East Geelong track - drainage between Yarra & Swanston Sts. 24-10-2

GE-T4-6975. As above, between Moorabool and Yarra Streets. 21-10-22.

T4-7037. Tramway Routes at Geelong. 6-6-51.

SECTION 4, subsections 3,4,5 & 6.

BENDIGO.

Drawings of track sections & ancillary items. 1/

- T3-6752. Joggle and fish plates for 90lb. Lorain and 80lb. B.H.P. tram rails  
22-2-52.
- GE-T3-6733. Reconstruction Ballarat and Bendigo tramways. Rail joint - B.H.P.  
section no. 80lbs. and Lorain section no. 348 (Ballarat "A" type)  
23-9-34.
- GE-T3-6732. Reconstruction Ballarat and Bendigo tramways. Comparison of B.H.P.  
rail with B.S.S. no. 1 rail. 8-8-34.

## BENDIGO TRAMWAYS.

1/ Track plans.

- GE-T1-6242. Reconstruction curve - High St. at Wattle St. 18-3-35. rs
- GE-T1-6241. Ditto - High St. at Short St. 7-3-35.
- GE-T1-6240. Ditto - High St. at Forest St. 26-2-35. 5.
- GE-T1-6239. Ditto - High St. at Bendigo Creek. 21-12-34.
- GE-T1-6238. Ditto - High St. at Wade St. 14-12-34.
- GE-T1-6237. Ditto - High St. between Maple and Wade Streets.
- GE-T2-6488. Track reconstruction at Bendigo and Ballarat - details of per-way construction. 22-6-34.
- T4-7036. Tramway Routes at Bendigo. 6-6-51.
- T4-7033. Tramway and Bus Routes at Bendigo. ?

BENDIGO TRAMWAY.

TRUCK EQUIPMENT & PARTS. SECTION 4, subsection 7.

- T7-7795. Brake cylinder lever & brake lever as fitted to Single Truck tramcars No's. 2, 3, 4, 6, 7, 10, 12, 13, 14, 16, 19, 20, 21, 22. 28-9-48.
- T7-7794. Profile of tyre flanges at 7053 miles on car Blue-print. 29-4-35.