

STATISTICAL STATEMENT 1935-1967

Year Ended 30th June	BALLARAT				Population City of Ballarat & Borough of Sebastopol
	Income	Expenditure	Loss	Passengers	
	\$	\$	\$		
1935	46,375	49,989	3,614	2,276,538	37,961
1936	45,294	52,896	7,602	2,244,510	38,219
1937	43,598	52,704	9,106	2,160,890	38,441
1938 (a)	48,436	86,998	38,562	2,428,963	38,582
1939	50,524	90,686	40,162	2,664,677	39,092
1940	50,488	91,830	41,342	2,752,504	39,495
1941 (b)	59,566	89,274	29,708	3,254,978	39,834
1942 "	77,208	88,172	10,964	4,430,184	40,550
1943 "	102,356	98,148	P.4,208	6,410,479	40,825
1944 "	101,890	107,414	5,524	6,016,520	40,982
1945 "	103,018	108,534	5,516	5,775,379	41,230
1946 "	103,452	101,558	P.1,894	5,768,312	41,616
1947 "	99,706	115,334	15,628	5,396,705	43,052
1948 (c)	101,830	142,986	41,156	5,473,916	41,057
1949	104,514	162,686	58,172	5,663,677	41,583
1950 (d)	117,456	181,022	63,566	4,823,423	42,208
1951	117,614	207,714	90,100	4,605,378	42,895
1952 (e)	122,202	249,886	127,684	4,221,243	43,600
1953	128,544	270,702	142,158	4,468,635	44,489
1954	128,902	277,640	148,738	4,480,958	45,370
1955	127,754	273,108	145,354	4,516,485	43,730
1956 (f)	130,596	284,112	153,516	4,149,847	44,080
1957 (g)	130,490	291,084	160,594	3,896,039	44,460
1958	126,702	245,778	155,076	3,810,840	46,080
1959	123,978	287,830	163,852	3,874,747	46,400
1960	121,478	306,722	185,244	3,864,322	46,825
1961	120,406	310,344	189,938	3,788,348	47,150
1962	118,204	310,486	192,282	3,747,845	45,893
1963 (h)	127,934	301,456	173,522	3,491,345	46,260
1964	150,562	323,414	172,852	3,112,868	46,777
1965 (i)	143,146	348,262	205,116	2,998,252	46,994
1966 (j)	152,559	370,426	217,867	2,726,932	47,226
1967	172,720	404,580	230,860	2,445,290	46,757
1968					
1969 (K)			<del>3,219,273</del>		

**REFERENCES:**

- (a) Capital Charges on Reconstruction Funds.
- (b) World War II - Petrol Restrictions - Military Camps, Staff and Service Increase - Restricted Maintenance - Capital Charges increased and terminated in 1946.
- (c) 40 Hours' Week.
- (d) First Fare Revision.
- (e) Second Fare Revision.
- (f) Third Fare Revision.
- (g) Capital Charges on reconstruction funds finally written out.
- (h) Fourth Fare Revision - 1st March, 1963, increase of 60% - introduction of city sections with concession fares from 1st August, 1963.
- (i) Fifth Fare Revision - 1st October, 1965, increase of 23%.
- (j) Sixth Fare Revision - 1st September, 1966, increase of 27%.
- (K) Seventh Fare Revision - 20 January, 1969, increase 21%

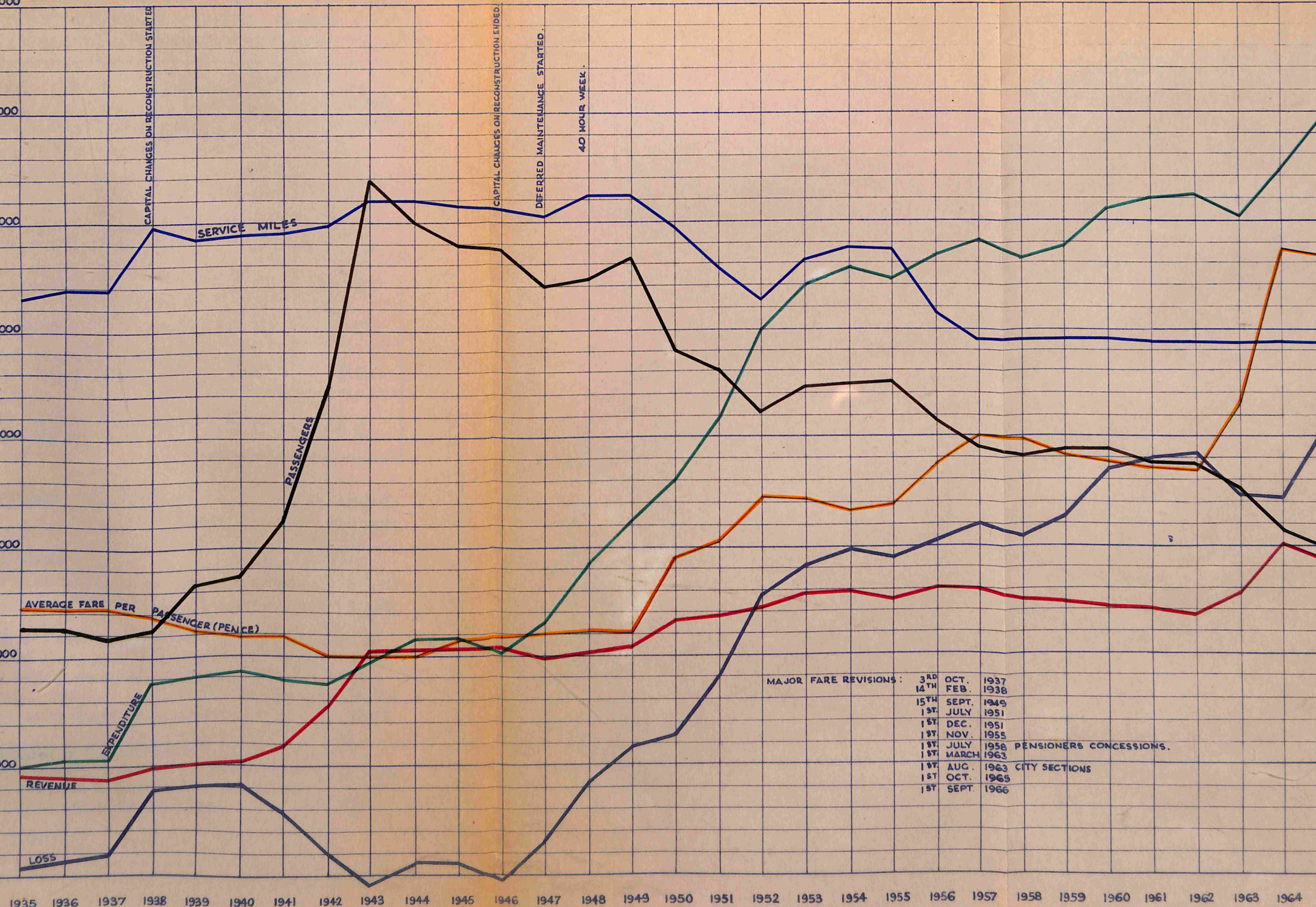


STATE ELECTRICITY COMMISSION OF VICTORIA  
ELECTRICITY SUPPLY DEPARTMENT

1935-65

AVERAGE FARE PAID [PENNY]  
MILES X 100,000  
PASSENGERS X MILLION

400,000  
350,000  
300,000  
250,000  
200,000  
150,000  
100,000  
50,000  
0

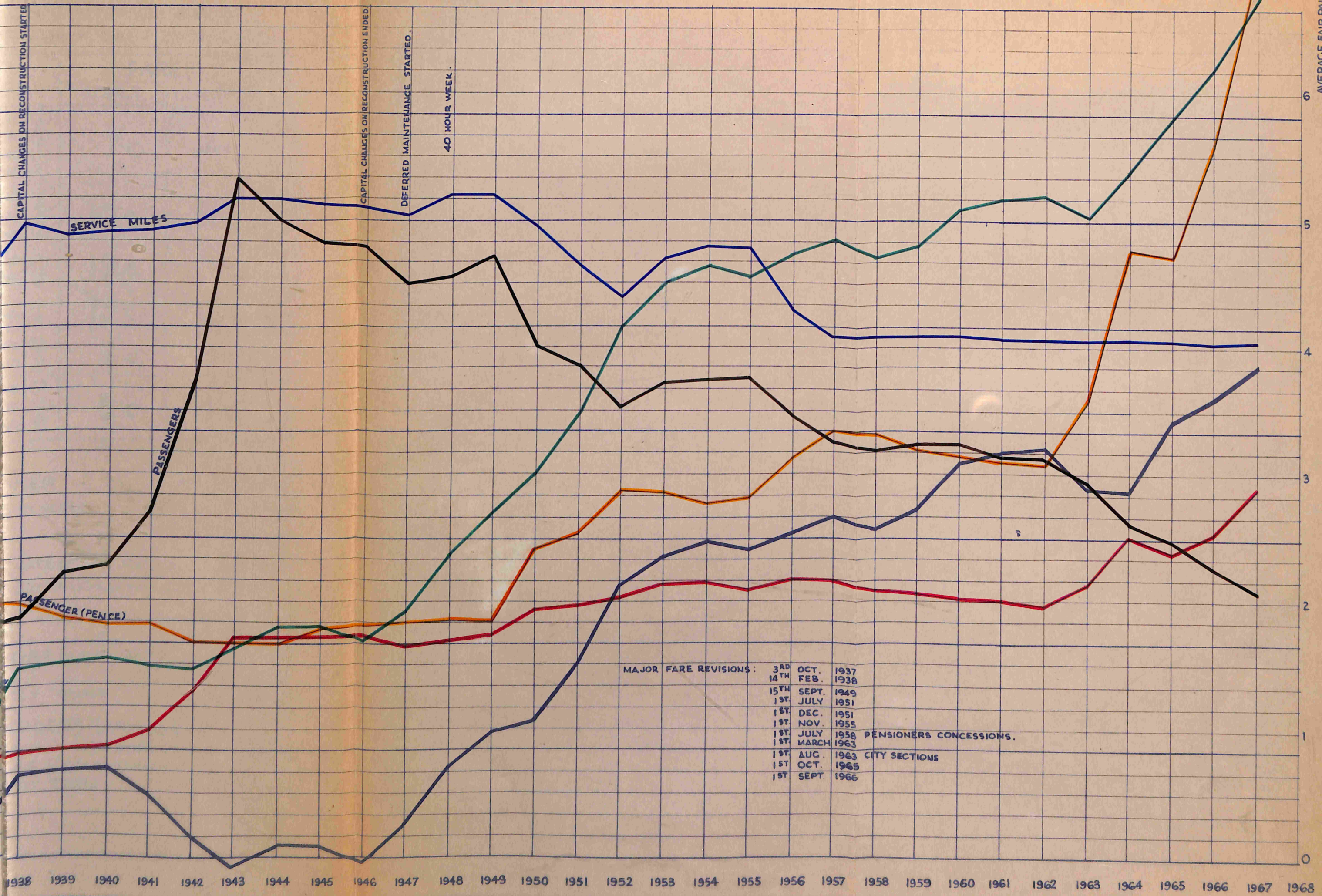


BALLARAT TRAMWAYS

REVISION				
DATE	27 10 66	REMARKS	A	REVISED FOR DECIMAL CURRENCY
CHECKED		PASSED		

SECTION No. \_\_\_\_\_  
DRAWN Z.P. 28.8.1963  
TRACED \_\_\_\_\_  
CHECKED \_\_\_\_\_  
CHIEF DRAFTSMAN  
*[Signature]* 30.8.63  
DRG. No. V \_\_\_\_\_  
ENGINEER AND MANAGER  
*[Signature]*





**BALLARAT TRAMWAYS**

SECTION No.  
DRAWN Z.P. 28.8.1963  
TRACED  
CHECKED  
CHIEF DRAFTSMAN  
*[Signature]* 30.8.63.

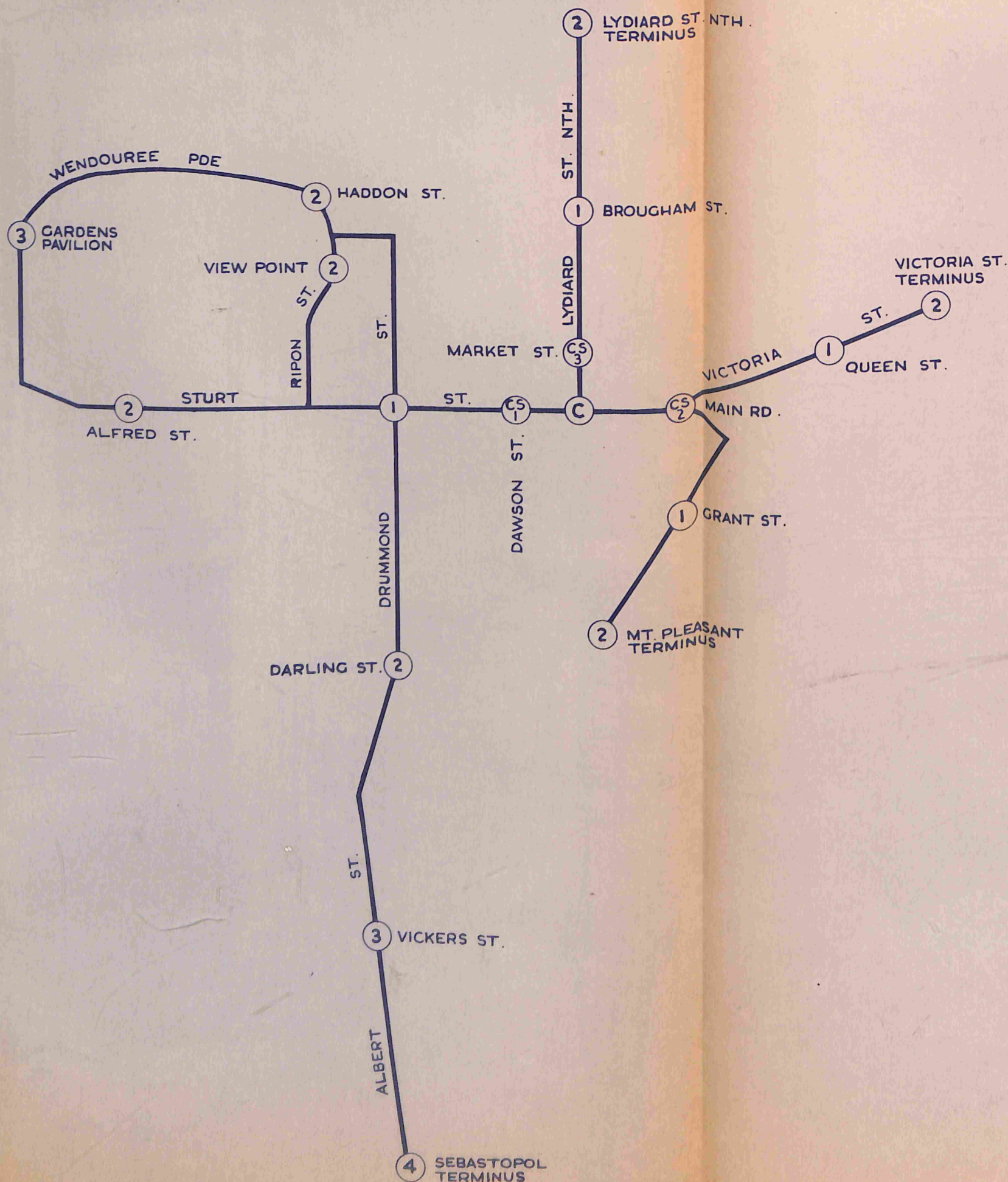
**DRG. No. VXI/131A**  
ENGINEER AND MANAGER  
*[Signature]*

CURRENCY	CHECKED	PASSED
----------	---------	--------



STATE ELECTRICITY COMMISSION OF VICTORIA  
**ELECTRICITY SUPPLY DEPARTMENT - BALLARAT TRAMWAYS**  
 OFFICES : 208 STURT STREET

**TRAMWAY ROUTES AND SECTION DESTINATIONS**



**SCHEDULE OF FARES AND CHARGES**

ROUTE FARES TERMINATE AT TRAMWAY CENTRE SHOWN ©  
 SPECIAL CITY SECTIONS TERMINATE AT POINTS ©S & ©

SECTIONS		FARES	
		ADULT	CHILD OR PENSIONER
SINGLE SECTIONS	BETWEEN POINTS © AND ①	7c.	4c.
	BETWEEN POINTS ① AND ②		
	BETWEEN POINTS ② AND ③		
	BETWEEN POINTS ③ AND ④		
TWO SECTIONS	BETWEEN POINTS © AND ②	10c.	5c.
	BETWEEN POINTS ① AND ③		
	BETWEEN POINTS ② AND ④		
THREE SECTIONS	BETWEEN POINTS © AND ③	13c.	7c.
	BETWEEN POINTS ① AND ④		
FOUR SECTIONS	BETWEEN POINTS © AND ④	15c.	7c.
CITY SECTIONS	BETWEEN POINTS ©S AND ©S	7c.	4c.
	BETWEEN POINTS ©S AND ©S		
	BETWEEN POINTS © AND ©S	5c.	4c.
BETWEEN POINTS © AND ©S			
BETWEEN POINTS © AND ©S			

**CHILD** (UNDER 14 YEARS OF AGE) **AND PENSIONER** ----- AS ABOVE  
**CHILD** (UNDER 4 YEARS OF AGE) WHEN CARRIED BY ADULT ----- FREE

**SCHOLAR'S MONTHLY TICKETS:**

**JUNIOR** :- UNDER 15 YEARS OF AGE AT DATE OF APPLICATION ----- \$ 2.10  
**SENIOR** :- FROM 15 YEARS OF AGE TO UNDER 18 YEARS OF AGE ----- \$ 3.00

**LUGGAGE** :- NOT EXCEEDING 28 LBS. IN WEIGHT OR 18 INCHES IN ANY DIMENSION IN CHARGE OF PASSENGER ----- FREE  
 EXCEEDING 28 LBS. IN WEIGHT OR 18 INCHES IN ANY DIMENSION -  
 - ADDITIONAL ADULT FARE ----- MIN. 7c.  
 CHILDREN'S CARRIAGES WHEN COMPACTLY FOLDED ----- FREE

**ARTICLE OR PARCEL NOT BEING A PASSENGER'S LUGGAGE:**  
 NOT EXCEEDING 28 LBS. IN WEIGHT OR 18 INCHES IN ANY DIMENSION ----- 10c.  
 EXCEEDING 28 LBS. IN WEIGHT OR 18 INCHES IN ANY DIMENSION -  
 - NOT ACCEPTED FOR CARRIAGE BY TRAM

**NEWSPAPER PACKAGE OR BUNDLE:**  
 NOT EXCEEDING 28 LBS. IN WEIGHT ----- 10c.  
 (BOOKS OF 25 TICKETS [\$ 2.50] ARE AVAILABLE FROM THE STURT ST. OFFICE)

**CHARTERED TRAMS:**  
**WEEKDAYS:** \$ 1.25 A MILE, MIN. CHARGE ----- \$ 5.00  
**SUNDAYS AND PUBLIC HOLIDAYS:** \$ 1.50 A MILE, MIN. CHARGE ----- \$ 6.00





**NOW**

**CHE**

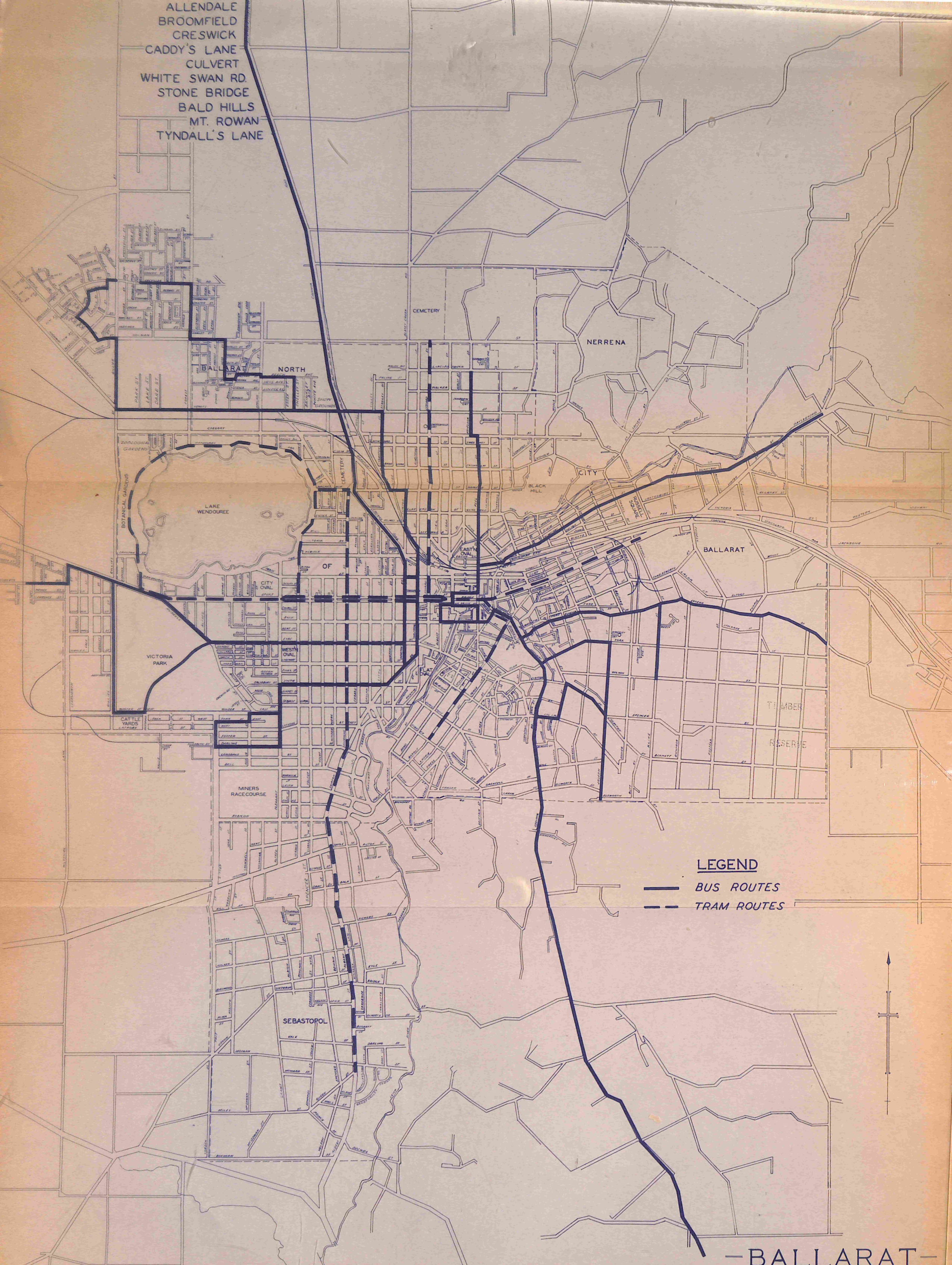
**to T**

**BY**



**Beats wa**



ALLENDALE  
BROOMFIELD  
CRESWICK  
CADDY'S LANE  
CULVERT  
WHITE SWAN RD.  
STONE BRIDGE  
BALD HILLS  
MT. ROWAN  
TYNDALL'S LANE



**LEGEND**

-  *BUS ROUTES*
-  *TRAM ROUTES*



**- BALLARAT -**

STATE ELECTRICITY COMMISSION OF VICTORIA  
ELECTRICITY SUPPLY DEPARTMENT

EDDY AVENUE  
BRIDGE  
BUNINYONG  
TERMINAL

1 INCH = 40 CHAINS  
DRG. NO. VX4/1/1