



dialogue

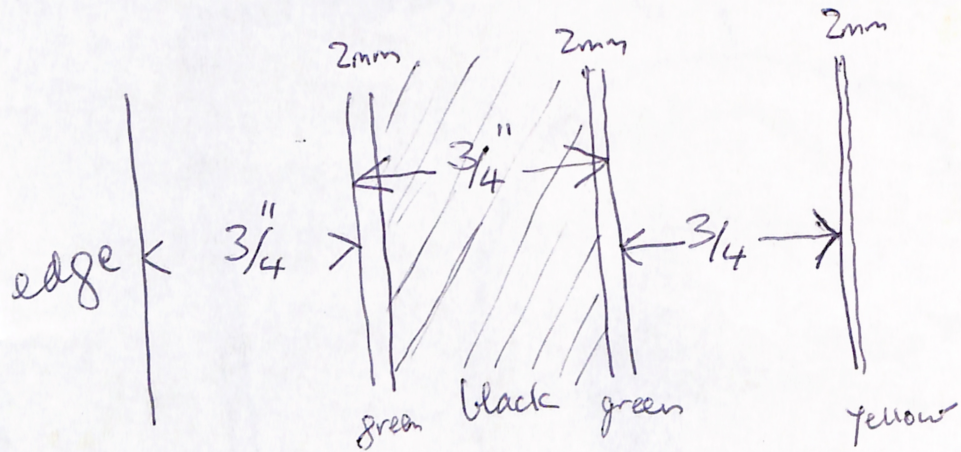
CONFERENCES • MEETINGS • SERVICED OFFICES

4 National Circuit, Barton ACT 2600
PO Box 248, Civic Square ACT 2608

T 02 6269 5700 F 02 6269 5701
E bookings@dialoguebusiness.com.au

www.dialoguebusiness.com.au
ABN 17004973684

PINSTripES Car 2



1- 2" ^
on aprons



dialogue

CONFERENCES • MEETINGS • SERVICED OFFICES

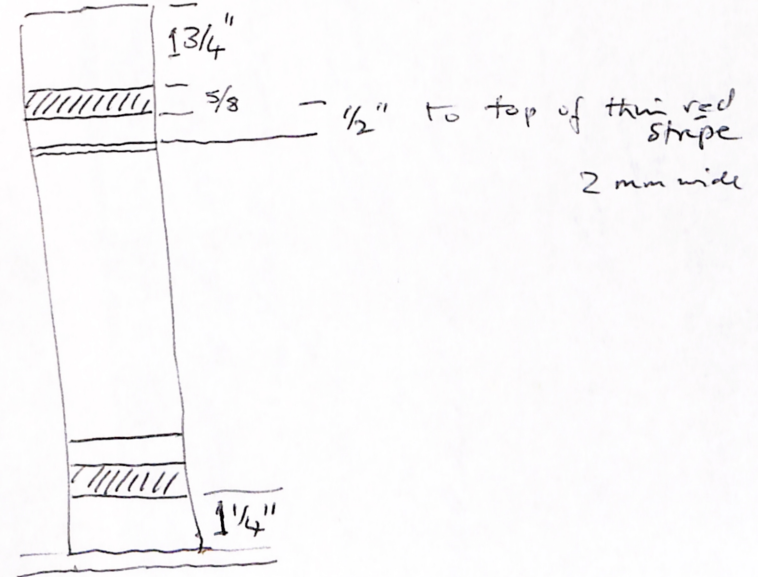
4 National Circuit, Barton ACT 2600
PO Box 248, Civic Square ACT 2608


T 02 6269 5700 F 02 6269 5701
E bookings@dialoguebusiness.com.au

www.dialoguebusiness.com.au
ABN 17004973684

LOWER PANEL

(from metal strip)

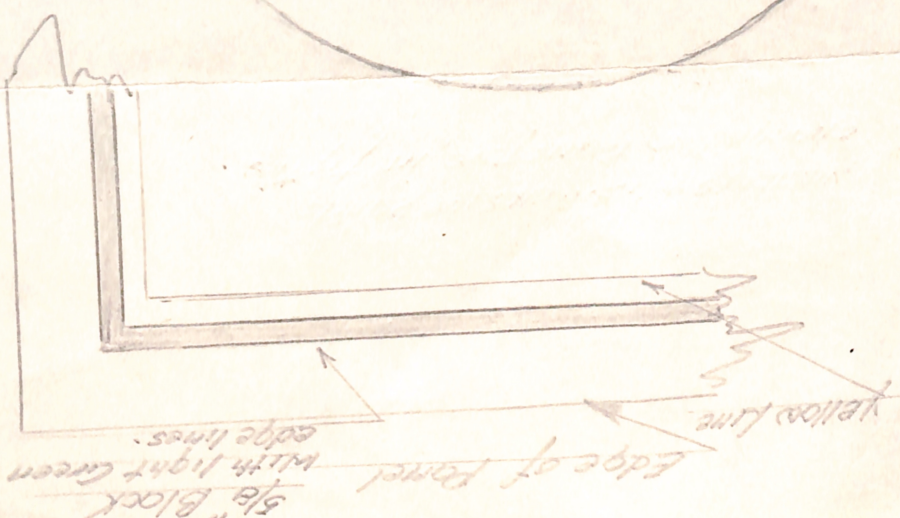




Dark green shade
Blending to lighter green
at edge.

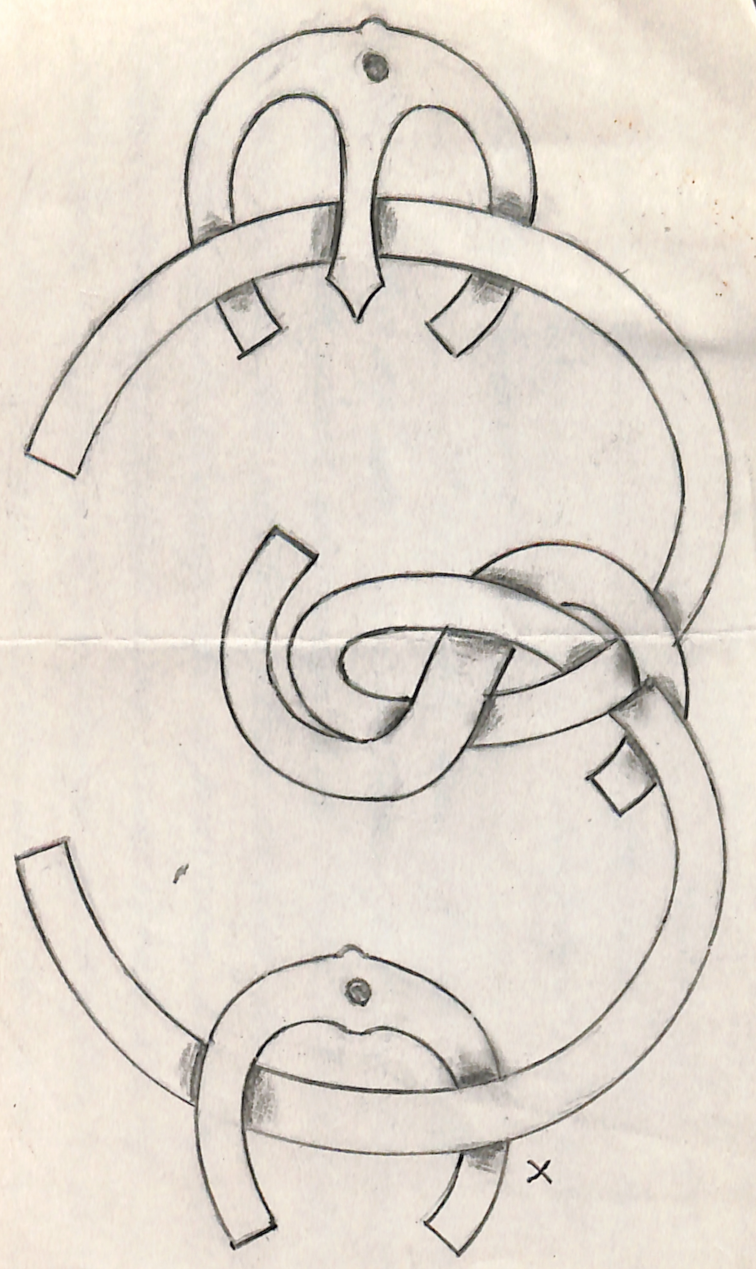
Gold leaf

White



5/8" Black
Edge of Panel
with light green
yellow line
edge lines.

the required the space 25 would be same of this



x

le
11
De.
4218
we go
into
ed the
father
when,
Kinsow
27

Tal Searle
'Sandrift' Unit 211
99-106 Marine Pde.
Nobby's Beach 4218

Dear Mr. Cameron.

It certainly was a surprise to receive your letter of the 29th inst, you certainly put my memory into reverse with your enquiry, but I hope I have managed to fill you in on the information asked for.

I started there during the depression, leaving my father's building business, which was somewhat shaky.

A Mr. Dave Ruffin was in charge of the paint shop then, and also the sign writer etc. with the aid of Atkinson's book and much night work I took over from him when she retired, the team 25 would be some of his work.

I was rather sad when they changed all this work - that is numbers and monograms to transfers. also the lining of the panels was simplified, down to a single line. It may be of some interest to you that when I started there, the paint for the transfers, was mixed with a machine from the colored powder required, it was to be some years before the synthetics were used, the gloss finish on the older system of paints was obtained with 2 coats of Rylands varnish.

It puzzles me that my signature was on a destination on the photo of the team 1930. (I am not that old)

Well I do hope that this information will be of some help, in your very interesting project.

Yours Sincerely

Tal Searle

P.S. Hope the sketch will be of help.

28/4/99

Tal Seale
Zandrift Unit 211
98-106 Marine Parade
Nobb's Beach
Gold Coast
4218

Dear Darrington-

Received your letter of the 13th O.K.
Glad to know that the number as drawn was of some help.

I had my grandaughter of 5 1/2 years, beside me when drawing
the number, as she can now count and print her numbers,

she kept me on the right track. You certainly have an
interesting project ahead of you, but no doubt your enthusiasm

will see it completed successfully, in the earlier times the
panels in the ceiling of the interior, I think they were slip oak.

had lining of Indian-red in from the edges, when the changes
came later in painting etc. these lines were dropped.

No I never saw a red drum certainly not in (Hong Kong, it is
interesting that Spencer B. station shows two in red (G. long)

How do answer your question regarding monograms.
I have done a sketch not exactly a replica of the ones

on the frames, so it will ^{be} more simple to explain.
The underlacing of the numbers is simply one over, then

the next under, if shading as shown is not used, use
would lose the effect of over and under, the shading

could be carried out with similar coloring as the numbers.
I hope this letter will be of some help to you.

It may be of interest to you that before the advent of one man frames
I pay as you find, frames had an arc in the front not closed in as shown

in one of your photos, these were gradually built in with a
bottom panel, but no wonder you no doubt know this.

All the Best for the future
Tal

Yes Hobby's is not a bad spot to relax.

Temp. today 25° and the same for the week end.
So can't wait -

Tal Searle
"Sandrift" Unit 211
98-106 Marine Pde. Nobby Beach
Gold Coast 4218


16/6/94

Dear Warrington.

In answer to your letter of 24/5/94.

First - I have altered E in the monogram to bring it in line with C of the same, if the C was not there the original shading etc. of E would be correct, do follow the practice of over, under, over etc.

Secondly I have shown a rough sketch of the correction area as shown +, this mistake would not have been drawn on a finished design naturally.


Now I think the areas shown  give the impression of the design being approached, with rolled bar in mind, where as my approach was with flat bar in mind, of course the term rolled bar & flat bar is used by me for illustration only, in practice they are naturally flat.

I trust that this letter will clear things up somewhat.

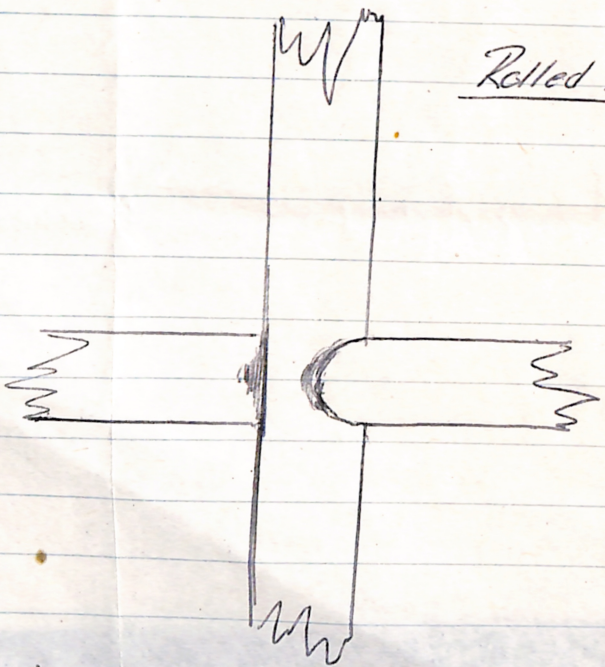
Regards

T. Searle


Flat Bar



Roller Bar



Cannot follow
this one as
shown in your
X



1941

**KARDINIA PARK
CITY**

1930

EASTERN PARK

?

NORTH SHANNON ST ONLY.

?

FOOTBALL

1927/8

BELMONT

1927/8

NORTH

1927

CHILWELL

1922

GARDEN ST

1923

HUMBLE ST

1923

EAST

WEST

CITY

NEWTOWN

STATION

SOUTH

BEACH

SPECIAL

DEPOT

WHARF 6

1
2
3
4
5
6
7
8

Light colour Newton green
West red
East Blue
Chilwell green + blue
Eastern Pt Blue + white
North red + white
Belmont white

**EXPLOSIVES FTY
ORDNANCE FTY
DEPOT
WILLIAMSTOWN RD
RAILWAY STATION
RUSSELL ST
BALLARAT RD
SPECIAL
FOOTBALL GROUND
AMMUNITION FTY
PYROTECHNIC FTY
CITY VIA HAYMARKET
SPECIAL . E**

**POINT ORMOND
ELSTERNWICK RLY STN
SOUTH CAULFIELD JUN
GLENHLY DEPOT
SPECIAL**