

With Compliments from

BLOTTER

TEBB'S CANVAS PRODUCTS

9 Langhorne Street, Dandenong (*opposite COLES*) - Phone 2034

MANUFACTURERS and DIRECT SUPPLIERS



Venetian, Holland and Canvas Blinds
Curtain Track, Cornice Boxes, Linoleum,
Westminster Carpet, Feltex, etc.
Clothes Hoists, Prams and Pushers
Tents, Tarpaulins, Car Covers, Car Seat Covers
Camp and Garden Furniture, etc.



INTERIOR AND EXTERIOR BLINDS



MARKET STALL, DANDENONG
EVERY TUESDAY



Call, Write or Phone 724
FOR ALL YOUR CANVAS
REQUIREMENTS

REPAIRS AND ALTERATIONS

C. TEBB, 70 RAILWAY PARADE, DANDENONG
CANVAS GOODS MANUFACTURER AND RETAILER


Free Delivery in Dandenong. Postal Orders Attended To
Verandah Blinds, Tarpaulins, Car and Trailer Covers, Caravan Annexes, Cow and Horse Rugs,
Auto Tents, Tents, Flies, Etc.

Your Old Tents, etc., Made Waterproof

GENUINE FADELESS HOLLAND

**LOW COST
TOILET
&
SHOWER
COMBINATION**

ZIP!




**FITTED ON SIDE OF CARAVAN EITHER IN OR OUT
OF ANNEXE**

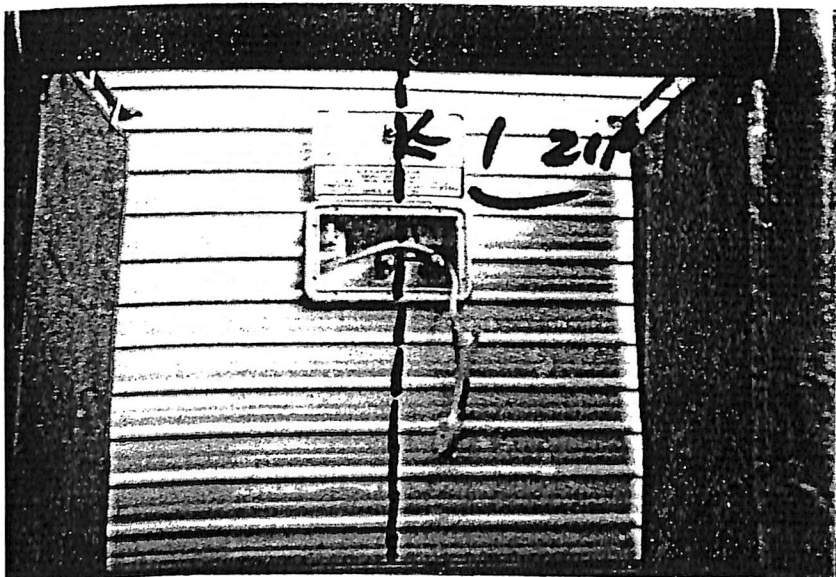
SHOWER

Just minutes to erect

PRICE:





**LOCKABLE DOOR ENCLOSURES
TAPS & SHOWER HEAD**




SURROUND

Made from High quality canvacon.
Galvanised frame (No ropes required).
Heavy duty zip door, (2) 2 piece poles.
Built in bottom to retain water, or just drain away
(Drain hose not included).

PRICE:



AVAILABLE FROM:



TEBBS

CANVAS PRODUCTS PTY LTD

33 Brooklyn Avenue,
Dandenong, Vic. 3175

Ph: 03 9793 2044

Fax: 03 9793 4011


HOT WATER SERVICES.

End Of Camper Awnings

(Bed-end Fly's)

Includes: Awning (white canvacon)
4 x Adjustable Poles
4 x steel pegs & ropes (with springs)

Options: ~~Green~~/Black/~~White~~ mesh - 3 sides



Deluxe End of Camper Awnings

Contained in POD (zip-up)

Includes: 3 Shademes mesh sides - Black/~~White~~/~~Green~~
White Canvacon Awning
Rail on long side (in pocket)
4 x Adjustable Poles
4 x Steel pegs and ropes (with springs)



33 Brooklyn Avenue,
Dandenong, Vic. 3175

Ph: 03 9793 2044
Fax: 03 9793 4011



EASY OPERATION OF ROLL OUT AWNING

1. Loosen black rear knobs on both arms.
2. Undo travel locks on both arms.
3. Move brake lock toggle to roll down position.
4. Grasp the pull strap and pull awning out to its full extent (using pull stick if necessary).
5. Slide inner rafter arm up main arm to its full extent.
6. Grasp lift handles and lift height of arm to desired position.
7. Adjust rafter arm fully out and do up black knob.

IF IT'S VERY WINDY, ROLL AWNING UP.

TO ROLL AWNING AWAY.

1. Loosen black knobs on both rafters and slide rafters all the way to the bottom.
2. Grasp lift handles and drop outer arms all the way to the bottom.
3. Grasp the pull strap and slide to right hand end.
4. Holding pull strap, release brake toggle to roll up position.
5. Slide pull strap back to centre and allow awning to roll up fully (using pull stick if necessary).
6. Do up both travel locks.
7. Do up both black rear knobs.

Note: Brake lock is in correct position now - DO NOT TOUCH.

Zipak Awning

REG.



Photo shown is standard model without end panels. Detachable walls not available for this model.

- DESIGN #1 = Standard model - when no walls are required.
 DESIGN #2 = Deluxe model - when walls may be required later.
 DESIGN #3 = Includes walls and Deluxe #2 combined.

SIMPLE OPERATION

Simply unzip the **POD**, release the easy to use touch tape tie, and unroll the awning as you move out from van to its full 7'9" width. Support the rod on both ends with the height adjustable poles supplied, and stabilize the awning out from the unit with the adjustable roof frame supplied in **DELUXE** model. Adjustable roof frames **NOT** in standard model. Rope and peg down **FIRMLY**.

Please Note: Both models have a spring loaded centre roof support.


SIZES AVAILABLE: 6'6", 7', 8', 9', 10', 11' & 12'

ZIPAK AWNING

Made By:

TEBBS
In Australia

Suitable for:
Camper Trailers,
Motor Campers,
Four Wheel Drives,
Caravans, Pop-tops etc..




U.V. STABILIZED
VINYL ROOFING
MATERIAL

ROLLS UP INTO
ITS OWN ZIPPED
VINYL BAG

- * EASY TO USE *
- * CONVENIENT *
- * ECONOMICAL *
- * ERECTS IN ONLY 3-4 MINUTES *

All vinyl is welded where needed for strength and complete Water-proofness.

Deluxe model complete with walls.



MANUFACTURED
BY:


TEBBS

33 Brooklyn Avenue,
Dandenong, Vic. 3175

Ph: 03 9793 2044
Fax: 03 9793 4011

Deluxe model has end panels with velcro attached, ready for custombuilt walls to be fixed at any time. Wall colours are available as per Tebb's popular annexe range. Windows, doors & other features are available to personal requirements.

DELUXE NO#2 DESIGN



Note: in our efforts to supply the best and considered marked improvements, Tebb's Canvas Products Pty. Ltd. reserves the right to change colours, materials, designs and prices without notice or obligation.



33 Brooklyn Avenue,
Dandenong, Vic. 3175
Ph: 03 9793 2044
Fax: 03 9793 4011

HOW TO MEASURE INSTRUCTIONS FOR ZIPAK AWNING.

Zipak Awnings are manufactured to allow a 1'9" fall, to ensure a good water flow-off, available in sizes of 6'6", 7', 8', 9', 10', 11', 12'. To allow a recommended minimum height at the long wall of 6', means the minimum height from the mouth of the rope track to the ground is 7'9".

Eg/ 7'9" high, adjust pole to 6' High long wall
8' high, adjust pole to 6'3" High long wall
8'3" high, adjust pole to 6'6" High long wall
8'6" high, adjust pole to 6'9" High long wall
8'9" high, adjust pole to 7' High long wall

Sizes are not restricted to 3" multiples, any van height between 7'9" and 9' can be given, remember the fall will always be 1'9", and the long wall poles, must be adjusted accordingly.

Follow the above code, and when walls are required, they will fit correctly as designed.

- 1/ Level unit on level ground.
- 2/ Measure over the wheel (in between if twin axle).
- 3/ State length of Zipak required.
- 4/ Measure from where mouth of track is to be fitted at top of unit to ground (track must be in straight line).
- 5/ This is the only measurement required for when walls are to be fitted, (plus flap position when fitting on a Pop-top or Campervan).
- 6/ It is important to have 9" clearance between track and top of door etc. to allow the POD opening to hang clear when open.

CAMPERVANS

Zipak POD and track fitted at top of raised up section.

POP-TOPS

Fitted on raised up section (watch for 9" POD clearance).

CARAVANS

Fitted on side of van, again must have 9" clearance.

WARNING occasional vans with a height below 7'9" where the POD would be fitted **CANNOT HAVE A ZIPAK AWNING** unless under 6' high walls are acceptable.

After Zipak Awning is fitted in track, open POD and loosen ties to allow roller to come out full length.

- * Walls - velcro on to roof to end panels already sewn in No #2 Design
- * Walls - zip at corners.

INSTALLATION, MEASURING and ERECTING INSTRUCTIONS FOR TEBB'S "ZIPAK" AWNING.

- 1/ FIT SINGLE SIDED ROPE TRACK ON TOP OF ROOF (CUT SAME LENGTH OR SLIGHTLY LONGER THAN AWNING POD), NEVER LESS THAN 7'9" FROM GROUND.
- 2/ ALL ROOF RAILS ARE SPRING LOADED. NO BRACKETS REQUIRED. NO SUPPORT RAIL ON STANDARD MODEL.

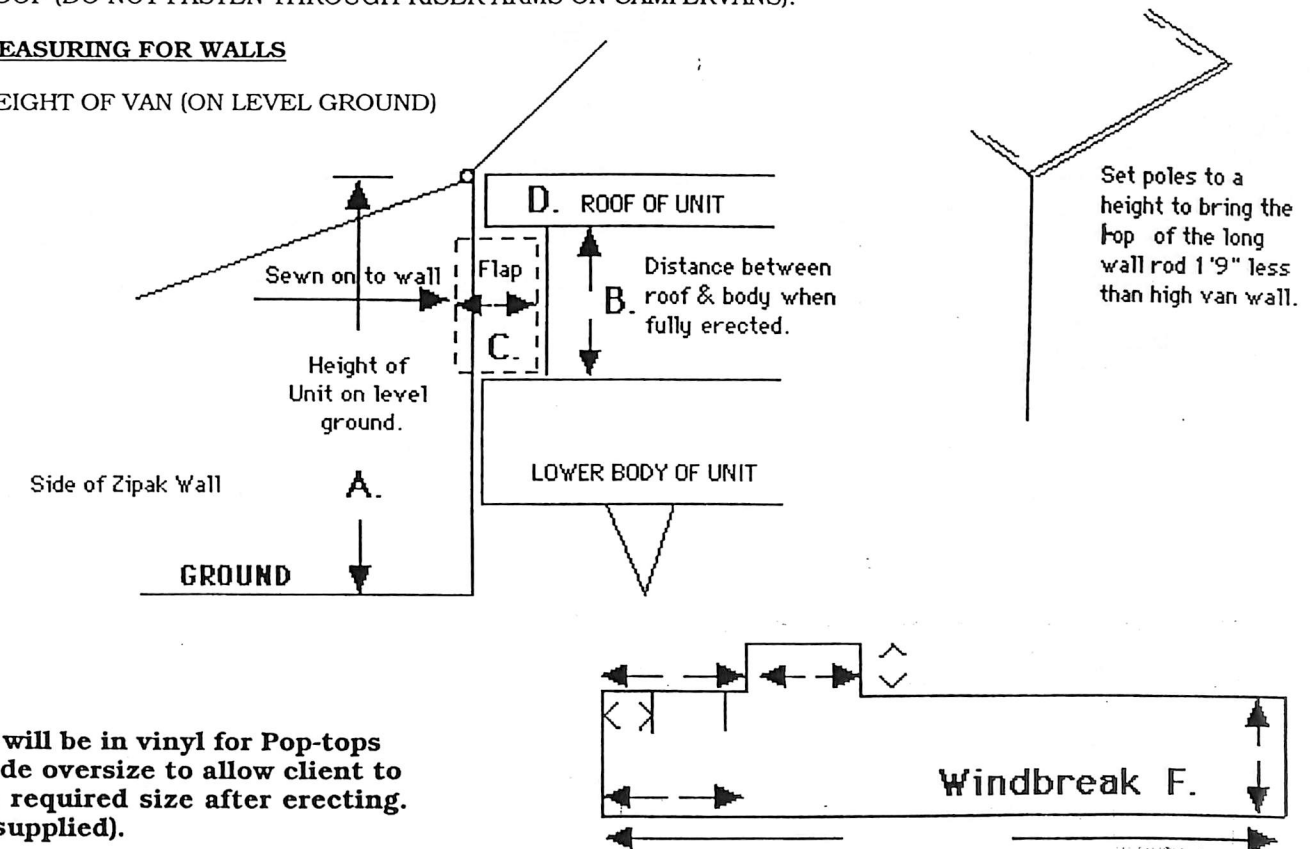
HEIGHT OF VERTICAL ROPE TRACK FOR WALLS AT TOP, MUST FINISH BELOW WHERE THE OPEN POD HANGS TO (APPROX 10").

3/ WALLS

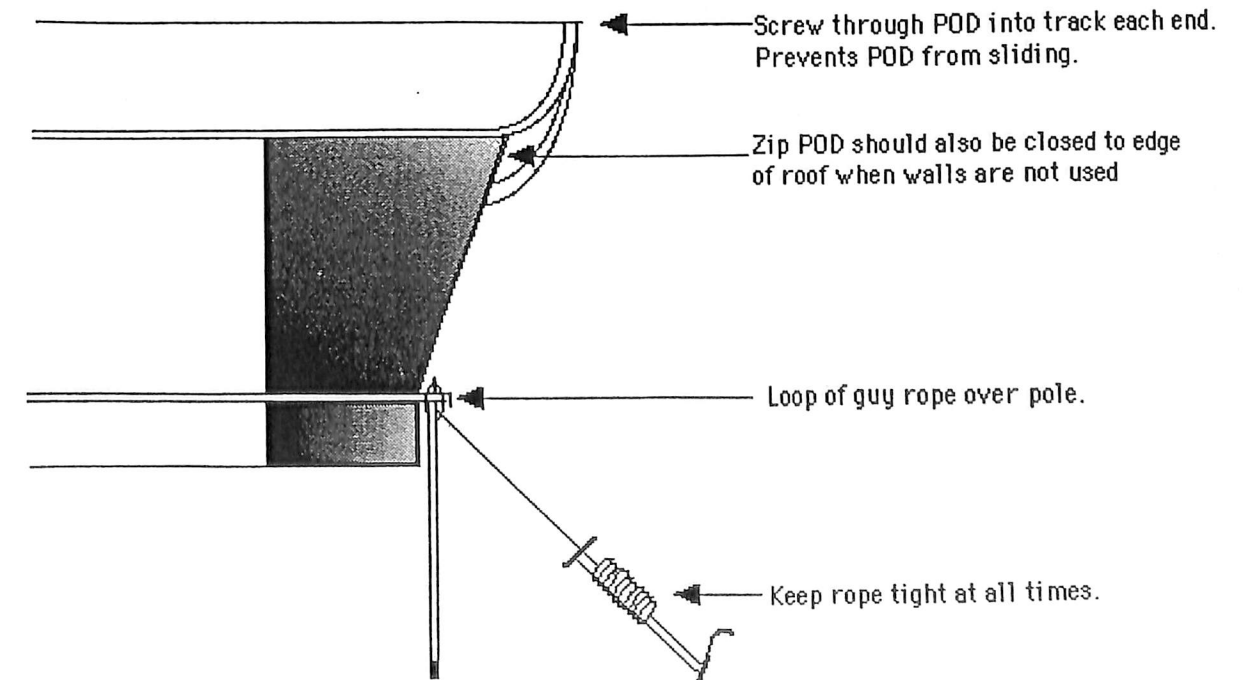
FIT ROPE TRACK VERTICALLY ON LOWER BODY OF UNIT, IN LINE WITH VELCRO AT STITCH LINE ON ROOF FLANGE.
ROOF (DO NOT FASTEN THROUGH RISER ARMS ON CAMPERVANS).

4/ MEASURING FOR WALLS

- a/ HEIGHT OF VAN (ON LEVEL GROUND)



Flap C. will be in vinyl for Pop-tops and made oversize to allow client to trim to required size after erecting. (Studs supplied).



April 1999

ZIPAK AWNING SPECIFICATIONS

MODEL NO#1 STANDARD 9' - 12' LONG

- * Roof UV Resistant
- * Strong L/W Vinyl
- * Beige or White

- * 3 - 22/19 HL Galvanised adjustable poles - 6'6".

- * 1 x spring loaded centre roof support rail - 8'. (no end rail).

- * 5 x spring loaded guy ropes.

- * 3 piece H/D long wall support rail.

- * 5 x 15" x 3/8" steel pegs (no end panels).

- * Reo & eyelet in centre of each end of roof. Valance in long wall only.

POD

- * White H/D vinyl (UV Resistant) & reinforced POD.
- * No#10 H/D YKK zip.
- * Velcro where required.
- * Tie ropes where required.

Please Note:

6'6" to 8' Zipak Awn's as above without the centre spring loaded 8' rail, & there are only 2 poles & 4 ropes required.

MODEL NO#2 DELUXE 9' - 12' LONG

- * Roof UV Resistant
- * Strong L/W Vinyl.
- * Beige or White.

- * End panels to (velcro) to attach walls when needed (detachable type).

- * 3 x spring loaded roof rails.

- * 3 x 22/19 x 6'6" adjustable poles.

- * 3 x spring loaded guy ropes.

- * 3 piece H/D long wall support rail.

- * 3 x 15" x 3/8" steel pegs.

- * Tie lug & eyelet in centre of each end of roof. Valance on 3 sides.

POD

- * White H/D vinyl (UV Resistant) & reinforced POD.
- * No#10 H/D YKK zip.
- * Velcro where required.
- * Tie ropes where required.



CARAVAN ANNEXES


2290mm (7'6") wide with adjustable poles, pegs and ropes.
 {2440mm (8'0") wide, fully framed annexe also available.}

(also suitable for hard top camper trailers.)

CARAVAN & POP-TOP AWNINGS ALSO AVAILABLE

POP-TOP ANNEXES

2290mm (7'6") wide with adjustable poles, pegs and ropes. This annexe features a gabled roof line to allow for water run off and door clearance. Additional roof bars are supplied to support the gable.



FLYOVER I VANOVER

Protect your caravan with a TEBB'S VANOVER, or your caravan and annexe with a TEBB'S FLYOVER. A heavy duty polyfabric cover is supported by a strong, adjustable frame secured to the top of your van. Our Vanover or Flyover offers added protection to your rig when left permanently on site.
(Not suitable for pop-tops or Campers)

TEBB'S reserve the right to change colors, designs and prices without notice or obligation.

AVAILABLE FROM:



TEBB'S CANVAS PRODUCTS PTY. LTD.

33 BROOKLYN AVE.
 DANDENONG, VIC. 3175
 PHONE (03) 9793 2044
 FAX: (03) 9793 4011



MEMBER



MEMBER



'for a good annexe'

TEBB'S CANVAS PRODUCTS PTY. LTD.

SHOWROOM & FACTORY
33 BROOKLYN AVE. DANDENONG, VIC. 3175
PHONE (03) 9793 2044
FAX: (03) 9793 4011

CUSTOM MADE ANNEXES

MANY
COLOURS
AND OPTIONS
AVAILABLE

R.V. AWNING WALLS

Convert your roll out awning to an annexe with custom made walls.

The front and rear walls are supported by AFK rails. The AFK'S can also be used as anti flap rails when the walls are not in use. Additional roof bars and support poles are also available.



ZIPAK (BAG) AWNING AND WALLS

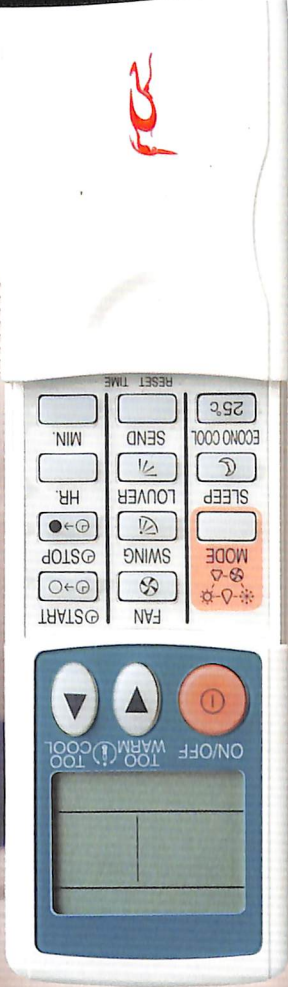
Zipaks are vinyl awnings that manually roll up into a zipped bag that is fixed to the side of your vehicle. Optional removable canvas walls are also available.

As all Tebb's annexes are custom made, the photographs shown may not be the standard model offered. Please ask for our separate specification sheet showing our standard features along with the optional extras available.

HERON Q

Australia's first fully remote control mobile air conditioner

- ▶ Fully reverse cycle mobile air conditioner.
- ▶ Able to handle 36m³ or a 23' (external) van.
- ▶ Unique "Dry Mode", which dehumidifies the air.
- ▶ Proudly Australian made for Australian conditions.
- ▶ All Aircommand air conditioners have been tried & tested with **HONDA EU20i** Generator.



MOBILE AIR CONDITIONING EQUIPMENT FOR CARAVANS ~ MOBILE HOMES ~ MARINE CRAFT



Australia's first fully remote control mobile air conditioner

The Aircommand *Heron Q* is the air conditioner you have been waiting for. Fully reverse cycle and able to handle up to 36^{m³}, or a 23' (external) van.

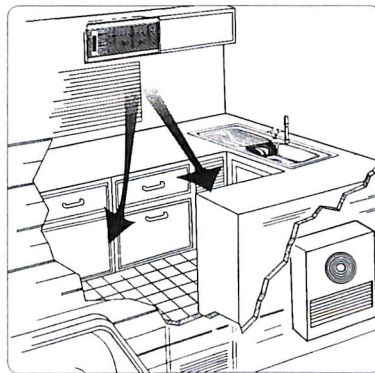
The *Heron Q* is fully remote control, enabling you to control your environment no matter what the conditions. With the electronic display, you can set your own temperature and have it displayed on the LCD screen with the touch of a button.

Sleeping in scorching conditions will no longer be a problem. Just set your temperature in addition to the timer and the *Heron Q* will take care of the rest, switching off at what ever time you desire, or if you feel it is too cold or hot, just press the off button from wherever you are in your van.

Humidity can be controlled with the *Heron Q*'s "Dry Mode" that will dehumidify the air and help prevent asthma and other allergies caused by the build up of mildew or humidity.

Heron Q from Aircommand. Proudly Australian made for harsh Australian conditions.

- ▶ Large, low speed condenser fan for lower noise emissions
- ▶ Higher heating capacity
- ▶ Fully remote control
- ▶ Outside access for quick and simple servicing
- ▶ Access from left, right and rear for easier installation
- ▶ Up to 24 hour forward programming
- ▶ Sleep mode
- ▶ Economy mode maintaining 25 degrees Celsius on cooling
- ▶ Dehumidifier
- ▶ Fan only for ventilation
- ▶ 3 fan speed for cooling
- ▶ Auto fan speed on heating and cooling
- ▶ Low ambient temperature heat operation with de-icer
- ▶ Environmentally friendly power saving features



Distributed by



Tebbs Canvas Products
33 Brooklyn Avenue
Dandenong, Vic. 3175
Ph: 03 9793 2044
Fax: 03 9793 4011

Aircommand Australia Pty Ltd 954-956 Port Road Albert Park 5014 South Australia
P 8445 2877 F 8243 0628 E sales@aircommand.com.au W www.aircommand.com.au

WARRANTY ~ All Aircommand products have a full 12 month warranty for both parts and labour. We have a network of service and warranty agents throughout Australia, who provide excellent service, and if a problem should occur and parts are required, our factory is conveniently located in Adelaide.

Note:

For installation of Air Handler allow 70mm in addition to height to allow for correct drainage, also allow minimum 90mm in addition to depth shown for sufficient air flow

Electrical rating: 230-240V 50Hz	Maximum rated current	Max.L/R current: 20AMP	Max recommended area: 36 ^{m³}
Cooling output: 2.5KW	Cooling: 5.5 AMP	Air delivery maximum: 138L/sec	Air handler H: 220mm W: 390mm D: 230mm
Heating output: 2.5KW	Heating: 5.5 AMP	Installed weight: 40kg	Condenser H: 745mm W: 454mm D: 290mm

HERON Q

Product Features and Technical Specifications



KINGFISHER

Proudly Australian made for harsh Australian conditions



- * Fully reverse-cycle, suitable for heating and cooling fully insulated caravans and motorhomes up to 23ft (external) in length.
- * One single, fully self-contained unit.
- * Fully remote control.
- * Simple and easy installation, no pipework, no ducting.

Simple and easy installation - remote control mobile air conditioner

AIR COMMAND
Mobile
Airconditioning

MOBILE AIR CONDITIONING EQUIPMENT FOR CARAVANS - MOBILE HOMES - MARINE CRAFT

The Aircommand Kingfisher is the air conditioner you have been waiting for. Fully reverse cycle and able to handle up to 36m³, or a 23' (external) van.

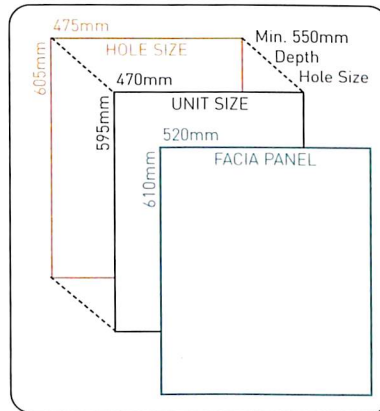
The Kingfisher is fully remote control, enabling you to control your environment no matter what the conditions. With the electronic display, you can set your own temperature and have it displayed on the LCD screen with the touch of a button.

Sleeping in scorching conditions will no longer be a problem. Just set your temperature in addition to the timer and the Kingfisher will take care of the rest, switching off at what ever time you desire, or if you feel it is too cold or hot, just press the off button from wherever you are in your van.

Humidity can be controlled with the Kingfisher's "Dry Mode" that will dehumidify the air and help prevent asthma and other allergies caused by the build up of mildew or humidity.

Kingfisher from Aircommand.
Proudly Australian made for harsh Australian conditions.

- * Fully reverse-cycle, suitable for heating and cooling fully insulated caravans and motorhomes up to 23ft (external) in length.
- * One single, fully self-contained unit.
- * Fully remote control.
- * 3 fan speeds for cooling.
- * Low speed condenser fan for lower noise emissions.
- * 24 hour forward programming.
- * Sleep mode.
- * Dehumidifier setting to help asthma sufferers.
- * Auto fan speed on heating and cooling.
- * Remote controlled adjustable louvres.



WARRANTY - All Aircommand products have a full 12 month warranty for both parts and labour. We have a network of service and warranty agents throughout Australia, who provide excellent service, and if a problem should occur and parts are required, our factory is conveniently located in Adelaide.

Actual Dimensions:
Height: 595mm
Width: 470mm
Depth: 500mm

Max. L/R current: 20AMP
Air delivery maximum: 150L/sec
Installed weight: 52kg
Max recommended area: 36m³

Maximum rated current
Cooling: 4.8 AMP
Heating: 4.8 AMP

Electrical rating: 230-240V 50Hz
Cooling output: 2.5KW
Heating output: 2.5KW

Distributed by



Tebbs Canvas Products
33 Brooklyn Avenue
Dandenong, Vic. 3175
Ph: 03 9793 2044
Fax: 03 9793 4011

Aircommand Australia Pty Ltd 954-956 Port Road Albert Park 5014 South Australia
P 8445 2877 F 8243 0628 E sales@aircommand.com.au W www.aircommand.com.au

Kingfisher
KINGFISHER
Kingfisher

Product Features and Technical Specifications



CARAVAN

AIRCONDITIONERS

BY AIRCOMMAND AUSTRALIA



Heron

Heron 2.2

Suitable for RV's up to 17'6" (external).
Compact in size with condenser's low
profile enabling installation under beds and
seats without increasing height.

Heron 3.0

Suitable for RV's up to 23' (external).
Another innovative design from
Aircommand with no inside access required
- build cupboard shelves etc right up to unit
- all access is from the outside only.



Wren

REVERSE CYCLE ROOF MOUNTED AIRCONDITIONER

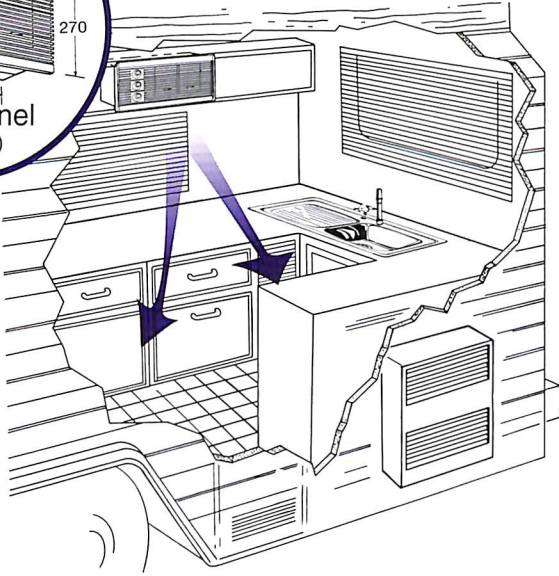
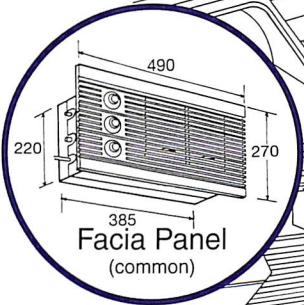
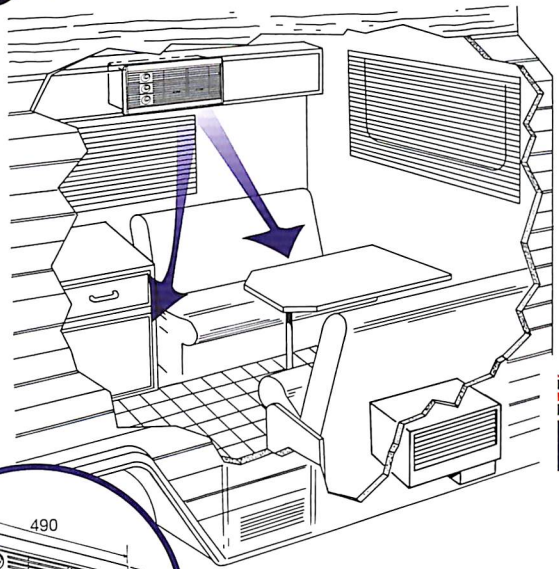
Australian designed for Australian
conditions.

The Aircommand Wren is the only
reverse cycle RV airconditioner
available.



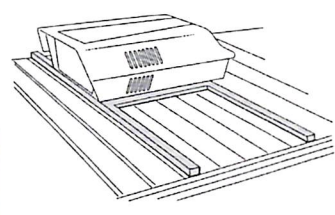
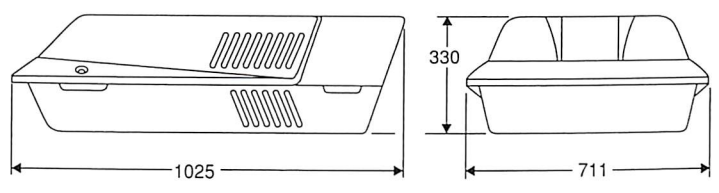
AIRCOMMAND
*Keeping
you cool*

Heron



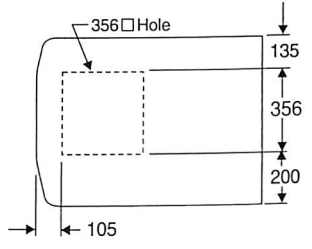
Wren

Dimensions



Typical installation using an 'H' frame to strengthen roof.

Underside view



Features

- Reverse cycle refrigerative heat pump.
- Entire unit is moulded in non-corrodible structural urethane.
- Multi speed fan.
- Enclosed cabinet reduces radiated noise.
- Fully pre-wired for fast, easy installation.
- Streamlined design for less air drag.
- Thermostatically controlled auto ranging fan speed.
- Low starting and running current.
- Auto de-icing on heat cycle.
- Low profile air discharge plenum.

Installation

The Wren is a very easy unit to install and there is a large number of distributors throughout Australia who can install the unit or assist you with information about the Wren and the correct method of installation. Also ensure that your roof is strong enough to support the unit. If not Aircommand recommend the use of a 'H' frame to give the required support.

GENERAL DATA

Heron 2.2		Heron 3.0	
Electrical Rating.....	230-240V 50Hz	Electrical Rating.....	230-240V 50Hz
Cooling Output.....	2.2KW	Cooling Output.....	3.0KW
Heating Output.....	1.5KW	Heating Output.....	1.5KW
Maximum rated Current		Maximum rated Current	
- Cooling.....	4.0A	- Cooling.....	6.5A
- Heating.....	6.5A	- Heating.....	6.5A
Max. L/R Current.....	19A	Max. L/R Current.....	20A
Air Delivery Maximum.....	110L/sec	Air Delivery Maximum.....	138L/sec
Installed Weight.....	34kg	Installed Weight.....	40.4kg
Max. Recommended Area.....	26m ³	Max. Recommended Area.....	36m ³
Air Handler	Condenser	Air Handler	Condenser
height 220mm	height 235mm	height 220mm	height 765mm
width 385mm	width 460mm	width 380mm	width 460mm
depth 230mm	depth 440mm	depth 215mm	depth 220mm

Note: for installation of Air Handler allow 70mm in addition to height to allow for correct drainage, also allow minimum 90mm in addition to depth shown for sufficient air flow.

GENERAL DATA

Dimensions	Specifications		
Overall length	1025mm	Electrical rating	240V, 50Hz.
Overall width	711mm		single phase
Overall height	340mm	Compressor rating	3.1kW
(includes sealing gasket)		C.E.C. Cooling	2.3kW
Air discharge plenum:		C.E.C. Heating	2.25kW
Length	520mm	Max. rated current	6.5A
Width	520mm	Max. L/R current	20A
Depth	65mm	Max. input watts	1200W
Packaged weight	50kg	Air delivery inside coil ...	150lps (max.)
Installed weight	44kg		90lps (min.)
(includes plenum assembly)		Max. recommended area... 36M ³	

WARRANTY

As with all Aircommand products, a full 12 month warranty for both parts and labour guarantees your satisfaction. We have a network of service and warranty agents throughout Australia, who provide excellent service, and if a problem should occur and parts are required, our factory is conveniently located in Adelaide.



Telephone: (08) 8445 2877 Facsimile: (08) 8243 0628
Email: sales@aircommand.com.au Web: www.aircommand.com.au

Tebbs Canvas Products
33 Brooklyn Avenue
Dandenong, Vic. 3175
Ph: 03 9793 2044
Fax: 03 9793 4011