




Q. How fast can a light rail vehicle travel?




Q. How many people can the big articulated (double-jointed) buses carry?




Q. How long is a light rail vehicle?

A. Maximum speed is 72 kilometres per hour.
A. 23.5 metres.

A. 120 people.
A. 17.3 million kilometres.




Q. How far do Met buses go in a year?




Q. What was the motive power of Melbourne's first train in 1854?

A. Steam.
A. 940 kilometres.


A. 633 trams.
A. November 11, 1885.



Q. How many trams does The Met have?



Q. How many kilometres of tram track are there on The Met system?



Q. When did the first tram operate in Melbourne?

