

April 2016
EDITION

CAMERA NEWS

Monthly newsletter of the Ballarat YMCA Camera Group

A part of the YMCA of Ballarat



Ballarat
YMCA Camera Group

Clubrooms: Kohinoor Community Centre

On the corner of Errard & Sebastopol Streets, Ballarat

Meetings: 8.00pm 2nd Tuesday each month at the clubrooms

Postal Address: PO Box 259 Ballarat 3353

Web Page: <http://www.ballaratymcacameragroup.com.au>

Email: cameraclubymca@gmail.com

Events pencil into your diary



** Members of the Ballarat YMCA Camera Club are invited to attend the camp being conducted by the Ballarat Camera Club at Lake Fyans from the 6th to 8th of May 2016.

Accommodation is at the Lake Fyans Caravan Park and will need to be organised individually by those wishing to attend.

**** 2016 Safari- this year will be at Southcombe Lodge, Port Fairy 9th 10th 11th September.

Note the change of month from usual our usual time!!!! More details later! *****

Outcomes from the Committee meeting

Photo book Competition This is part of APSCON 2016 held in Adelaide. Are any of our members interested in submitting a Photo Book for judging in this Competition.

Maximum size is A4 in any format and 60 pages (30 sheets). Content is up to the Photographer. May have Soft or Hard Cover Entries to Yvonne Hill

hilly308@bigpond.com or send entries to **Yvonne at P.O.Box7074 Paralowie S.A. 5108** by 31st August. Check A.P.S Website and Facebook Page for further Info.

Members who participated in the trip to the Wildlife Park last weekend are invited to submit 2 small prints for judging at the May meeting.

Club Shirts /Hats will be available when we have some more orders, see Noel Verlinden

Name Badges need to be ordered from Dianne Cost \$13.20.

Next excursion will probably be to the Wool Museum in Geelong to view Nature Photographer of the year This will be Sunday 15th May which is the last day of the exhibition. More details at next meeting.

Monthly Competition Results for April

This month's judge was Ian Pimm

Small Prints (Set Subject - "Reflections")

First "Rainbow Ripples"

by John Allen




Second "Water Lily Reflections"

by Noel Verlinden



Third "Look at Me"


by Bridgette Earnshaw



Large Prints (Open)


First: "Barwon Bridge"

by Steve Demeye



Second: "Lal Lal Falls"

by Steve Demeye



Third: "Camouflage"

by Carole Townsend



EDI's (Open)

First: "Bangkok Nights"
by Steve Demeye



Second: "Golden Glow"
by Judy Johnson



Third: "Kianinny Bay"
by Steve Demeye



Bring to May Meeting: photographs to submit for *monthly competition*.

2 Small prints (Set Subject - "Backlight")

**** Prints must not exceed 180mm x 125mm (7in x 5in), mounted on a board which must not exceed 300mm x 200mm (10in x 8in). Mounting thickness must not exceed 5mm.**



2 Large prints (Open)

Any subject treated pictorially, ie. Good design, arrangement and composition.

**** Prints must not exceed 500mm x 400mm (20in x 16in) mounted on a board which must not exceed 500mm x 400mm (20in x 16in). Mounting thickness must not exceed 5mm.**

2 Projected images (Open)

Any subject treated pictorially, ie. Good design, arrangement and composition.

Members who participated in the trip to the Wildlife Park last weekend are invited to submit 2 small prints for judging at the May meeting.

**** Images must not exceed 1920 pixels wide x 1080 pixels high.**

**** File size for each image must not exceed 5 mb. Save in JPG format.**

**** *Image file names* must begin with the member's code number, linked by an underscore, with the title of the image eg. 025_A Day at the Beach.jpg**

Attention



Neil Sinclair is staging a photo exhibition at **Radmac Office Choice, 110 Armstrong St South** for the month of May.

Members should pop along and check out Neil's latest and greatest images.

Items of Interest

Visit Geelong to see the Wildlife Photographer of the Year 2015

Open 29 January - 15 May 2016.

Wrestling komodo dragons, ethereal egrets and thirsty squirrels are among the creatures captured on camera for Wildlife Photographer of the Year 2015.

Wildlife Photographer of the Year is the most prestigious photography event of its kind, providing a global platform that showcases the natural world's most astonishing and challenging sights for over 50 years. Launching in 1965 and attracting 361 entries, today the competition receives over 42,000 entries from 96 countries highlighting its enduring appeal.

Wildlife Photographer of the Year is developed and produced by the Natural History Museum, London. Exhibition is at the Wool Museum in Geelong.

Photo Editing Software - FREE...that's right absolutely FREE!

Google's Nik Collection, a photo editing software package designed for professional photographers, once retailed for \$149. Today it's absolutely **free to download**, for both Windows and Mac users. The following is an official announcement made by Google, which includes more information on the software package and its capabilities.

As of March 2016 we're making the Nik Collection available to everyone, for free.

Photo enthusiasts all over the world use the Nik Collection to get the best out of their images every day. As we continue to focus our long-term investments in building incredible photo editing tools for mobile, including Google Photos and Snapseed, we've decided to make the Nik Collection desktop suite available for free, so that now anyone can use it.

The Nik Collection is comprised of seven desktop plug-ins that provide a powerful range of photo editing capabilities — from filter applications that improve color correction, to retouching and creative effects, to image sharpening that brings out all the hidden details, to the ability to make adjustments to the color and tonality of images.

Starting March 24, 2016, the latest Nik Collection will be freely available to download: Analog Efex Pro, Color Efex Pro, Silver Efex Pro, Viveza, HDR Efex Pro, Sharpener Pro and Dfine.

Each module can be run as a standalone application or incorporated as "plugins" to programs like Adobe Photoshop and Lightroom.

How to get more from your photography

Download the Google Nik Collection and install it on your PC or Mac and enjoy the following photographic enhancement utilities:

Analog Efex Pro - Applies film-era camera, lens, and film simulation to digital images

Color Efex Pro - Package of filters that comes with many effects e.g. HDR effect

Silver Efex Pro - Black & White conversion

Viveza - Color control with advanced functions to change contrast and saturation

HDR Efex Pro - Specialized program for processing HDR pictures

Sharpener Pro - Image sharpening

Dfine - Noise reduction

The plug-ins don't all work in exactly the same way, but most of them have presets that you can use to make global adjustments to your image. These can be used as they are or edited and saved for future use.

Silver Efex Pro 2 has some great preset options that replicate the appearance of particular monochrome films, such as Kodak 400 Tmax Pro and Ilford FP4 Plus 125. It's also possible to apply a few edge effects or border to your images.

While the whole image can be easily adjusted, using the sliding controls in the panel on the right-hand side of the screen, the real strength of the software is the ability to make selective adjustments using control points. These are usually added by selecting the Add Control Point icon, and then clicking on the appropriate area in the image.

The size of the area affected by the control point can be changed using the sliding control to the side of the point itself, at the top of the control point options.

However, the software makes the decision about what to select within that area on the basis of colour and brightness, and so on.

You can reveal the area being adjusted by scrolling down the panel on the right and clicking on the mask icon in the control point list.

It's possible to extend the area being adjusted by adding numerous control points (or making duplicates), and then grouping them so that they can be adjusted as one.

You can also add additional points to make counter adjustments in different areas. One point (or set of points) may be used to darken the sky in a landscape, for example, while another may brighten the foreground and boost its contrast.

For more information go to <https://www.google.com/nikcollection/>

Any information not directly concerning this newsletter should be directed to our secretary. cameraclubymca@gmail.com or to 'The Secretary'; Ballarat YMCA Camera Group PO Box 259 Ballarat 3353

Yours in photography

Steve

The Ballarat businesses below sponsor our group by providing the prizes for our annual awards. Some also provide discounts on goods and services.

| | | |
|---|-------------------------------|----------------------|
| Camera House (Thornton Richards) | 416 Sturt Street, Ballarat. | |
| N L Harvey & Sons | 123 Sturt Street, Ballarat. | |
| The Ballarat Courier | 110 Creswick Road, Ballara | Harvey Norman |
| | Howitt Street, Wendouree | |
| Cartridge World | 1213a Sturt Street, Ballarat. | |
| OfficeWorks | Creswick Rd, Ballarat | |